
CAGIVA
CAGIVA

WRX 125/84

SPECIFICATIONS

Engine

Type	2-stroke, single cylinder, liquid cooled reed valve controlled inlet.
Bore and Stroke	56 x 50.6mm (2.2 x 1.99 in.)
Displacement	124.63cc (7.604 cu. in.)
Carburetor	Dell'Orto PHBE 34 RD Main Jet: 175; Pilot Jet: 58; Slide: 40 Nozzle: AR 258; Needle: K-9
Lubrication System	Petrol mixture: 3.3% (30:1) break-in period Petrol mixture: 2.5% (40:1)
Ignition System	Motoplat
Ignition Timing	1.8 to 2mm B.T.D.C.
Spark Plug	Champion: N84G NGK: B9EV - B9EG Nippondenso: W29ES-GU

Transmission

Type	6-speed constant mesh
Clutch Type	Wet multiplate
Primary Transmission	Straight-cut gears - Ratio: 3.555=64/18
Gear Ratio	1st: 2.461 (32/13) 2nd: 1.857 (26/14) 3rd: 1.500 (24/16) 4th: 1.222 (22/18) 5th: 1.000 (20/20) 6th: 0.863 (19/22)
Final Ratio	3.692 (48/13)

Brakes

Type	Front: Drum Rear: Drum
Eff. Hub Diameter	125mm (4.92 in.)

Frame

Type	Tubular, single down tube, doubled under the engine.
Caster	28°
Trail	122mm (4.8 in.)
Tire Size	Front: 3.00 x 21 | Pirelli MT 16 Rear: 4.00 x 18 | Pirelli MT 16

Suspension	Front: Marzocchi Rear: Corte Cosso
Front Suspension Stroke	280mm (11.02 in.)
Rear Wheel Travel	320mm (12.59 in.)

Dimensions

Overall Length	2170mm (85.43 in.)
Overall Width	910mm (35.8 in.)
Overall Height	1260mm (49.60 in.)
Wheelbase	1455mm (57.28 in.)
Ground Clearance	290mm (11.41 in.)
Dry Weight	103kg (226.6 lbs.)
Fuel Tank	8.5lt (2.24 US gals.)

Recommended Lubricants

Gear Box	750cc (0.79 qts.) Oil Type: 15W50

WRX 250/84

SPECIFICATIONS

Engine

Type	2-stroke, single cylinder, liquid cooled, reed valve controlled inlet.
Bore and Stroke	67 x 54 (2.63 x 2.12 in.)
Displacement	190.38cc (11.61 cu. in.)
Compression Ratio	11.5 : 1
Carburetor	Dell'Orto PHBE 36 HS Main Jet: 185; Pilot Jet: 58; Slide: 50 Nozzle: AR 258; Needle: K-4
Lubrication System	Petrol mixture: 3.3% (30:1) break-in period Petrol mixture: 2.5% (40:1)
Ignition System	Motoplat
Ignition Timing	1.8 to 2mm B.T.D.C.
Spark Plug	Champion: N84G NGK: B9EV - B9EG Nippondenso: W29ES-GU

Transmission

Type	6-speed constant mesh
Clutch Type	Wet multiplate
Primary Transmission	Straight-cut gears - Ratio: 3.555=64/18
Gear Ratio	1st: 2.461 (32/13) 2nd: 1.857 (26/14) 3rd: 1.500 (24/16) 4th: 1.222 (22/18) 5th: 1.000 (20/20) 6th: 0.863 (19/22)
Final Ratio	3.538 (46/13)

Brakes

Type	Front: Brembo disc Rear: Drum
Eff. Disc Diameter	230mm (9.05 in.)
Eff. Hub Diameter	125mm (4.92 in.)

Frame

Type	Tubular, single down tube, doubled under the engine.
Caster	28°
Trail	118mm (4.64 in.)

Tire Size	Front: 3.00 x 21 Pirelli MT 16 Rear: 4.25 x 18 Pirelli MT 16
Suspension	Front: Forcella Italia Rear: Ohlin
Front Suspension Stroke	280mm (11.02 in.)
Rear Wheel Travel	320mm (12.59 in.)

Dimensions

Overall Length	2170mm (85.43 in.)
Overall Width	910mm (35.8 in.)
Overall Height	1260mm (49.60 in.)
Wheelbase	1455mm (57.28 in.)
Ground Clearance	290mm (11.41 in.)
Dry Weight	105kg (231 lbs.)
Fuel Tank	8.5lt (2.24 US gals.)

Recommended Lubricants

Gear Box	750cc (0.79 qts.) Oil Type: 15W50

INDEX

INDICE - INDEX - INDEX - INHALTSVERZEICHNIS

Tavola - Drawing
Table - Bild

1	Attrezzi di assistenza - Service Tools - Outils d'assistance - Hilfsausrüstung.
2	Testa-cilindro-pistone-manovellismo (WRX 125) - Cylinder head, cylinder, piston, crankshaft (WRX 125) - Culasse, cylindre, piston vilebrequin (WRX 125) - Zylinderkopf, Zylinder, Kolben, Kurberwelle. (WRX 125)
2A	Testa-cilindro-pistone-manovellismo (WRX 250) - Cylinder head, cylinder, piston, crankshaft (WRX 250) - Culasse, cylindre, piston vilebrequin (WRX 250) - Zylinderkopf, Zylinder, Kolben, Kurberwelle. (WRX 250)
3	Raffreddamento - Cooling - Refroudissement - Wasserkühlung.
4	Basamento - Crankcase - Carter - Gehäuse.
5	Coperchi basamento - Crankcase covers - Couvercles carter - Gehäusedeckel
6	Avviamento - Starter - Démarrage - Anlasser.
7	Trasmissione primaria-Frizione - Primary drive, Clutch - Transmission primarie, Embrayage - Erster antrieb - Kupplung.
8	Cambio velocità - Transmission - Boîte de vitesse - Wechselgetriebe
9	Comando cambio - Shifter - Commande de vitesse - Gangschaltung
10	Parte elettrica - Ignition system - Parties électriques - Elektrische teile
11	Carburatore (WRX 125) - Carburetor (WRX 125) - Carburator (WRX 125) - Vergaser (WRX 125)
11A	Carburatore (WRX 250) - Carburetor (WRX 250) - Carburator (WRX 250) - Vergaser (WRX 250)
12	Aspirazione e filtro aria (WRX 125) - Air box and filter (WRX 125) - Aspiration et filtre (WRX 125) - Ansaugen und filter (WRX 125)
12A	Aspirazione e filtro aria (WRX 250) - Air box and filter (WRX 250) - Aspiration et filtre (WRX 250) - Ansaugen und filter (WRX 250)
13	Telaio - Frame assembly - Châssis - Rahmen
14	Sospensione anteriore (WRX 125) - Front fork assembly (WRX 125) - Suspension AV (WRX 125) - Teleskopgabel (WRX 125)
14A	Sospensione anteriore (WRX 250) - Front fork assembly (WRX 250) - Suspension AV (WRX 250) - Teleskopgabel (WRX 250)
15	Forcellone e sospensione posteriore - Swing arm and rear suspension - Fourche, suspension AR - Gabel, Hint. Aufhängung
16	Manubrio e comandi - Handlebar and controls - Guidon et commandes - Lenker und SteUerorgane
17	Comando freno posteriore - Rear brake control - Commande frein AR - Hint Bremse
18	Carenature, parafanghi, sella - Fenders and chain guard - Carenature, garde-boues - Verkleidung, Koftlügel und sattel
19	Serbatoio carburante - Gas tank - Reservoir carburant - Kroftstoffbehälter
20	Scarico (WRX 125) - Exhaust system (WRX 125) - Tuyau d'échappement (WRX 125) - auspuffrohr (WRX 125)
20A	Scarico (WRX 250) - Exhaust system (WRX 250) - Tuyau d'échappement (WRX 250) - auspuffrohr (WRX 250)
21	Ruota anteriore (WRX 125) - Front wheel (WRX 125) - Roue AV (WRX 125) - Vorterrad (WRX 125)
21A	Ruota anteriore (WRX 250) - Front wheel (WRX 250) - Roue AV (WRX 250) - Vorterrad (WRX 250)
22	Ruota posteriore - Rear wheel - Roue AR - Hinterrad
23	Impianto elettrico - Electrical system - Equipment électrique - Elektrischen anlage
24	Attrezzi - Tools - Outilis - Ausrüstungsteile
25	Accessori - Accessories - Accessoires - Ausrüstung

INFORMAZIONI GENERALI

Questo catalogo è stato preparato per richiedere con esattezza le parti di RICAMBIO dei motocicli **WRX 125 e WRX 250.**
Nelle ordinazioni indicare sempre e solamente:
1) il numero dei particolari seguito dalla descrizione;
2) il colore per i pezzi verniciati o comunque colorati;;
3) il numero d'identificazione (matricola) del motociclo.
Le indicazioni di destra e sinistra si riferiscono ai due lati della macchina rispetto al guidatore seduto in sella.

GENERAL INFORMATION

This catalog has been prepared for your convenience when ORDERING PARTS for **WRX 125 and WRX 250** motorcycles.
The following instructions should be followed very carefully when ordering parts:
1) indicate part number and description;
2) indicate colour for painted parts;
3) indicate V.I.N. number.
Right side and left side indicated in this catalog are referred to rider seating on motorcycle.

INFORMATIONS GENERALES

Ce catalogue a été préparé pour faciliter le client dans sa commande de pièces de RECHANGE pour les motocyclettes **WRX 125 et WRX 250.**
Pour toute commande, indiquer toujours et soulements:
1) le numéro de la piece suivi de sa description;
2) la couleur des pièces peintes;
3) le numéro d'identification (matricule) de la motocyclette.
Les indications del droite e gauche se rapportent aux deux côtes de la motocyclette par rapport au conducteur assis sur la selle.

ALLGEMEINE INFORMATIONEN

Dieser Katalog wurde vorbereitet um die Möglichkeit zu geben, dass die ERSATZTEILE mit höchster Genauigkeit angefordet werdwn Können und zwar für das Motorrad **WRX 125 und WRX 250.**
1) den Auftägen ist immer und nur folgendes anzugeben;
2) die Farbe für die lakierten Teile;
3) die Herstellungsnummer des Motorrades.
Die Angaben für rechts und links beziehen sich auf die beiden Seiten des Motorrades und zwar so gesehen, wie es der Fahrer sieht, wenn er im Sattel sitzt.

Δ **WRX 125/250**
□ **WRX 125**
• **WRX 250**

Dati indicativi soggetti a modifiche senza impegno di preavviso.
All data are subject to modification without prior notice.
Données indicatif sujet au modifications sans obligation de préavis.
Änderungen vorbehalte.

I N° di matricola iniziali dei motocicli WRX 125 e WRX 250 sono rispettivamente 3H 064651 e 9H 001229.

Initial part numbers of the motorcycle WRX 125 and WRX 250 are 3H 064651 and 9H 001229 rispectively.

Les premiers nombres de matricule des motocyclettes WRX 125 et WRX 250 sont respectivement 3H 064651 et 9H 001229.

Die Nummer der Aufangsmatrikel vom Motorrad WRX 125 und WRX 250 sint 3H 064651 und 9H 001229.

D: Germania, Germany, Allemagne; Deutschland.
CH: Svizzera, Switzerland, Süisse; Schweizer.
F: Francia, France, France, Frankreich.
USA: Stati Uniti d'America, Unites States of America,
Etats Units d'Amérique - Vereinigte Staaten von Amerika

Emesso: APRILE 1983
Issued: APRIL 1983
Imprimé: AVRIL 1983
Herausgegeben: APRIL 1983

INDICE NUMERICO PROGRESSIVO / NUMERICAL INDEX / INDEX NUMERIQUE / NUMMERNVERZEICHNIS

DISEGNO DRAWING DESSIN ZEICHNUNG	PAGINA PAGE PAGE SEITE	DISEGNO DRAWING DESSIN ZEICHNUNG	PAGINA PAGE PAGE SEITE	DISEGNO DRAWING DESSIN ZEICHNUG	PAGINA PAGE PAGE SEITE
1049/6	16	13332/30	15	24319	8-10
1199	32	13332/80	15	24838	16
1656	31	13332/100	15	24839	16
1659	37	13346	37-38	24840	16
1688	40	13419	40	24841/2	16
1911	35-36	14340	42	24841/3	16
2709	17-34-42	14668	23-33-35	24849	16
3170	13		36-38	24856	16
3760	33		40-45	24857	16
4103	18-20	14836	42	24858	16
4104	18-20	14868	9-17-23	24905	12
4551/10	12		29-33-40	24947	10
4553/60	12		42-44	24983	13
4646	25-27	15658	38	24984	13
5761/58	18-20	15992	16	25044	13
5893/2	24	16132	42	25082	16
5893/4	24	18048	33-42	25138	14
5893/6	24	18153	9-42	25304	39
5893/8	24	18648	37-38	25929	39
6208	42	19345	32	26134	16
6500/1	37	19620	10	26176	14
6513	32	19627	13	26322/05	23
6725/3	10	19789	15	26498	24
6925	32	19857	11	26548	17
7051	17	19965	8	26859	37
7380	41	20063	24	26884	8
7719	10	20156	34	27065	39
7898	34	20474	12	27103	16
7989/3	14	20682	5-7	27142	23
7989/5	14	21254	11	27143	23
7989/8	14	21375	16	27158	16
7989/10	14	21611	40	27463	37-38
8146	10	21700	35	27495	34
9032	41	21811	31-42	27521	5-7-38-39
9671	29	21812	31-42	27522	21-22
9695	30	21840	39	27589	10
10135	29	21903	40	27593	36
10660	34	21929	5-7	27649	37
10904/10	12	21954	25	27783/1	17
11276	4-6	21991	30	27910/4	20
11524	10	22271	23-30-33	27910/9	18
11794/3	5-7		43-44	27912/40	18
11794/4	5-7	22373	14	27912/50	20
11794/5	5-7	22375	12	27960	11
11794/6	5-7	22466	18-20	28713	24
12029	18-20	22551	12-40	28810	35-36
12030	18-20	22613	8	28960/03	8
12032/70	18-20	22846	43	29042	18-20
12033	18-20	22946	11	29058	38
12034	18-20	22961	37-40	29066	38
12041/172	18	22963	40	29074	5-7
12041/175	18	23108	8-11	29089	13
12041/178	18	23114	40	29116	25-27
12041/182	20	23158	17	29117	25-27
12041/185	20	23185	4	29452/258	18
12041/188	20	23736	14	29627	38
12045	19-20	23979	18-20	29634	39
12046	19-20	23981	18-20	29797	21-22-33
12048	19-20	23983	18-20	29806	33
12451	19-20	23985	18-20	29861	16
12723	32	23990	19-20	29862	16

INDICE NUMERICO PROGRESSIVO / NUMERICAL INDEX / INDEX NUMERIQUE / NUMMERNVERZEICHNIS

DISEGNO DRAWING DESSIN ZEICHNUNG	PAGINA PAGE PAGE SEITE	DISEGNO DRAWING DESSIN ZEICHNUNG	PAGINA PAGE PAGE SEITE	DISEGNO DRAWING DESSIN ZEICHNUG	PAGINA PAGE PAGE SEITE
29912	23-30	31128	25	31914	6
30045	23	31376	17	31970	4-6
30085	45	31381	13	31981	8-21
30229	33	31388	11	31992	21
30232	33-42	31457	41	32015	21
30343	31	31466	37	32034	21
30344	31	31467	37	32035	21
30412	34	31477	21	32037	21
30453	34	31478	33	32064	29
30462	30	31485	13	32065	29
30465	30	31492	41	32069/40	29
30466	30	31495	33	32069/50	29
30467	30	31497	33	32069/70	29
30468	30	31498	33	32069/100	29
30511	37	31597	42	32070/30	14-29
30560	45	31632	36	32070/70	29
30728	10	31632	36	32070/80	14
30762	30	31649	42	32070/100-120	14-29
30780	30	31658	42	32071	29
30793	14	31661	42	32106/6	23
30794	18-20	31663	42	32106/7	23
30808	36	31668	34	32106/8	23-24
30809	35-36	31679	14	32106/9	23
30819	31	31695	12	32106/10	23
30820	13	31696	12	32109	23
30837	34	31698	8	32110	23
30854	8	31706	42	32127	40
30856	4	31707	42	32140	8
30857	4	31717	10	32152	33
30869/5	4	31735	13	32157	25
30869/6	4	31739	13	32160	23
30869/8	4	31743	14	32161	23
30871	31	31748	10	32164	32
30872	31	31750	10	32175	11
30873	31	31752	11	32177	32
30874	31	31753	8	32180	32
30875	31	31754	8	32203	12
30876	31	31757	8	32204	12
30877	31	31761	12	32205	12
30878	31	31762	12	32217	17
30881	31	31763	12	32223	40
30882	31	31764	12	32224	40
30883	31	31765	12	32288	33
30884	31	31768	14-15	32299	33
30885	31	31771	14	32319	8-9
30886	31	31772	14	32335	37
30887	31	31773	14	32337	37
30888	31	31774	16	32338	37
30889	31	31776	16	32339	37
30890	31	31777	16	32342	37
30908	17	31795	12	32344	37
30942	34	31803	10	32345	37
30943	34	31813	13	32347	37
30967	10	31814	13	32354	32
31055	34	31817	11	32389	10
31060	34	31819	11	32390	11
31062	34	31827	4-6	32441	40
31089	25	31830	13	32468	38
31106	25	31854	35-36	32477	31
31107	25	31893	34	32478	8
31113	26	31913	4	32479	8

INDICE NUMERICO PROGRESSIVO / NUMERICAL INDEX / INDEX NUMERIQUE / NUMMERNVERZEICHNIS

DISEGNO DRAWING DESSIN ZEICHNUNG	PAGINA PAGE PAGE SEITE	DISEGNO DRAWING DESSIN ZEICHNUNG	PAGINA PAGE PAGE SEITE	DISEGNO DRAWING DESSIN ZEICHNUG	PAGINA PAGE PAGE SEITE
32481	8	32934	37	33469	29
32485	10	32939	42	33470	29
32504	25	32940	42	33473	29
32506	25	32961	31	33479	34
32507	25	32962	31	33507	41
32508	25	32963	31	33527	32
32513	25	32986	34	33536	34
32514	25	32987	34	33556	38
32516	25	33001	33	33564	42
32518	26	33014	16	33574	8
32519	26	33044	35	33591	34
32520	26	33047	3	33607	40
32521	26	33048	3	33609	40
32522	26	33054	3	33629	8
32523	26	33055	3	33630	8
32525	26	33061	33	33706	9
32526	26	33099	43	33727	13
32527	26	33100	43	33751	22
32528	26	33101	42	33752	37
32530	26	33102	43	33753	37
32531	21-22	33103	31	33755	21
32540	25	33104	31	33766	25
32541	25	33106	42	33767	25
32542	25	33110	25-28	33768	25
32543	25	33115	42	33769	25
32551	36	33116	43	33770	25
32620	16	33123	31	33771	25
32637	32	33136	4	33772	25
32746	41	33140	4	33774	25
32758	37-38	33143	10	33781	13
32759	40	33153	8	33782	40
32764	23	33154	5-7	33786	37
32765	23	33166	3	33791	37
32835	40	33177	23	33793	37
32836	40	33183	21	33895	5-7
32837	40	33184	30	33951	44
32838	40	33208	29	33993	23
32839	40	33211	18-20	34035	16
32841	40	33238	8	34039	26
32843	40	33246	8	34055	23
32845	41	33298	42	34057	42
32846	41	33303	15	34058	43
32847	41	33305	26	34062	43
32848	41	33311	10	34063	43
32849	41	33312	10	34111	40
32850	41	33313	10	34128/10	18
32853	18-20	33316	40	34128/14	20
32854	18-20	33324	12	34139	35
32855	18-20	33325	12	34160	11
32859	19-20	33336	14	34168	4-6
32860	18-20	33390	17	34223	44
32861	19-20	33394	41	34224	44
32866	19	33396	41	34338	30
32867	18-20	33398	41	34355/1	4
32899	34	33417	41	34355/2	4
32905	30	33418	41	34355/3	4
32908	23	33424	14	34355/4	4
32917	14	33425	14	34356	4
32924	14	33426	14	34358	4-6
32925	14	33427	14	34367	3
32927	14	33468	29	34401	43

INDICE NUMERICO PROGRESSIVO / NUMERICAL INDEX / INDEX NUMERIQUE / NUMMERNVERZEICHNIS

DISEGNO DRAWING DESSIN ZEICHNUNG	PAGINA PAGE PAGE SEITE	DISEGNO DRAWING DESSIN ZEICHNUNG	PAGINA PAGE PAGE SEITE	DISEGNO DRAWING DESSIN ZEICHNUG	PAGINA PAGE PAGE SEITE
34444	29	35537	45	36456	27
34449	11	35538	45	36457	9
34574	40	35539	45	36458	40
34575	40	35541	45	36466	38
34576	40	35543	45	36467	38
34604	8	35547	27	36468	27-38
34623	4	35592	38	36475	22
34691	25	35595	38	36476	22
34750	31	35599	38	36500	18-20
34796	34	35600	38	36552	30
34888	9-27	35603	38	36553	30
34968	13	35605	38	36554	30
34990	9	35606	38	36555	30
35045	11	35607	38	36556	30
35049	10	35674	39	36557	29
35052	6	35675	39	36580	33
35072	39	35676	39	36589	10
35078	39	35677	38	36653	11
35095	29	36121	38	36729	7
35100	10	36124	38	36820	14
35104	8	36126	38	36821	14
35105	31	36138	6	36823	14
35106	13	36145	38	36824	14
35109	13	36151	33	36825	14
35119	16	36152	33	36826	14
35127	6	36153	33	36827	14
35128	6	36154	33	36852	4
35136	11	36155	34	36884	11
35168	6	36156	34	36933	27
35170	6	36162	9	36935	27
35172/5	6	36163	39	36936	27
35172/8	6	36164	39	36937	27
35172/10	6	36176	43	36938	27
35173	6	36217	30	36939	27
35187	10	36226	38	36940	27
35188	13	36229	13	36941	27
35194	36	36235	33	36942	27
35209	23	36236	29	36943	27
35210	31	36239	38	36946	27
35236	30	36260	24	36947	27
35237	30	36263	38	36948	27
35248	9	36268	39	36949	27
35252	42	36269	39	36950	27
35254	44	36284	40	36951	27
35260	5	36285	40	36953	27
35262	25	36293	18	36954	27
35273	25	36294	20	36955	27
35275	31	36325	35	36956	27
35276	42	36326	35-36	36957	27
35291	29	36327	35	36959	27
35307	17	36337	35	36960	27
35340	4	36338	4	36961	27
35399	42	36341	42	36962	27
35407	5-7	36357	10	36963	28
35408	4-6	36372	35	36966	28
35453	40	36379	12	36967	28
35515	23	36423	7	36968	28
35517	23	36439	5	36969	28
35518	24	36440	10	36970	28
35522	42	36441	14	36971	28
35536	45	36443	10	36972	28

INDICE NUMERICO PROGRESSIVO / NUMERICAL INDEX / INDEX NUMERIQUE / NUMMERNVERZEICHNIS

DISEGNO DRAWING DESSIN ZEICHNUNG	PAGINA PAGE PAGE SEITE	DISEGNO DRAWING DESSIN ZEICHNUNG	PAGINA PAGE PAGE SEITE	DISEGNO DRAWING DESSIN ZEICHNUG	PAGINA PAGE PAGE SEITE
36973	28	38969	37	N15033-G22	32
36974	28	38970	37	N15035-G22	41
36975	28	39032	11	N15055-G22	41
36978	28	39466	8	N15064-G22	23
36979	28	YA 2288	3	N15066-G22	11-37
36980	28	N1077-G22	10-29	N15095-G22	6
36981	27	N1078-G22	30-33-43	N15191-G22	21
36984	24	N1079-G22	17-29-32	N15192-G22	36
36987	8		33-44	N15193-G22	21-22-29
36988	6	N1080-G22	33-42		34
36995	6	N1081-G22	12-13-16	N15195-G22	27-30
37077	14		37-42	N15197-G22	25-27-37
37198	10	N1082-G22	42	N15213-G22	29
37227	14	N1083-G22	21-22	N15502-G22	17-21
37228	15		33-41	N15503-G22	15-17-35
37251	5-7	N1085-G22	9-42	N15504-G22	4-6-11-25
37253	14	N1087-G22	29-33		29-30-32-33
37254	14	N1089-G22	9-22		38-42-44
37319	17		25-29	N15506-G22	23-27
37320	17	N1093-G22	30		30-37-38
37333	5	N1096-G22	23		40-45
37341	21	N1137-G22	24-35-36	N15507-G22	37
37345	34	N1140-G22	23-33-35	N15533-G22	5-7
37346	33	N1142-G22	12-33	N15535-G22	15-35
37349	30	N1144-G22	37-40	N15536-G22	29-33-38-43
37375	6		45	N15538-G22	24-29-35-36
37377/1	6	N1146-G22	23-40	N15549-G22	21-22-33
37377/2	6	N1152-G22	29	N15580-	11
37377/3	6	N1154-G22	23	N15587	10
37377/4	6	N1156-G22	23	N15599	11
37591	30	N1158-G22	23	N15766-G22	17
37592	30	N1162-G22	23	N15776-G22	17
37757	7	N1210-G22	37	N20067-G22	32
37764	10	N1218-G22	25	N21002	17
37954	34	N1537-G22	10	N21007	13
38081	33	N2482-G22	15	N21196-G22	29
38110/3	15	N2509-G22	4-6-39	N21203-G22	16
38110/8	15	N2510-G22	11-8	N21204-G0	12
38110/9	15	N2511-G22	8	N21206-G0	12
38110/10	15	N2512-G22	11	N21261-G0	11
38110/11	15	N2513-G22	40	N21266-G2	37
38212	36	N2515-G22	10	N21269-G2	40
38222	23	N2519-G22	10	N21270-G2	41
38240	36	N2523-G22	8	N21272-G0	10
38241	36	N2556-G22	28	N21312-G0	32
38242	36	N2557-G22	25	N21507	12
38257	34	N2558-G22	27	N21546	14
38258	34	N2559-G22	25-27	N23029	9
38259	34	N2562-G22	27	N29004	37-38
38260	44	N2613-G22	25	N29005	40
38361	44	N2899-G22	17		
38504	34	N2900-G22	36		
38596	39	N2902-G22	31		
38598	42	N2920-G22	35		
38643	39	N2926-G22	25		
38644	23	N3260-G22	31		
38750	41	N3481-G22	21		
38842	45	N3834-G22	16		
38844	45	N7335-G22	5-7-11		
38846	38	N7558-G22	17		
38848	38	N15008-G22	4-6		

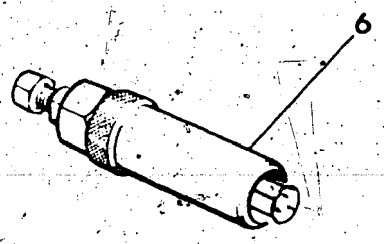

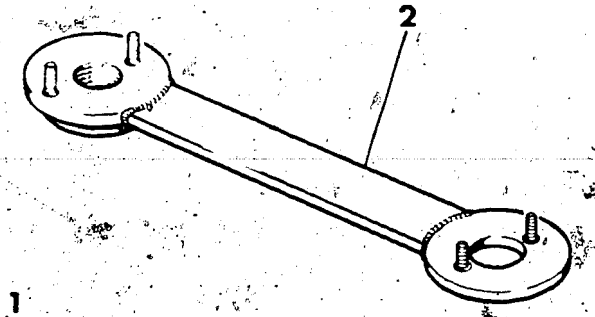



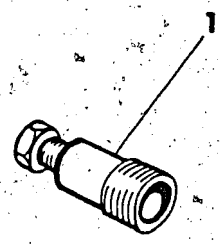

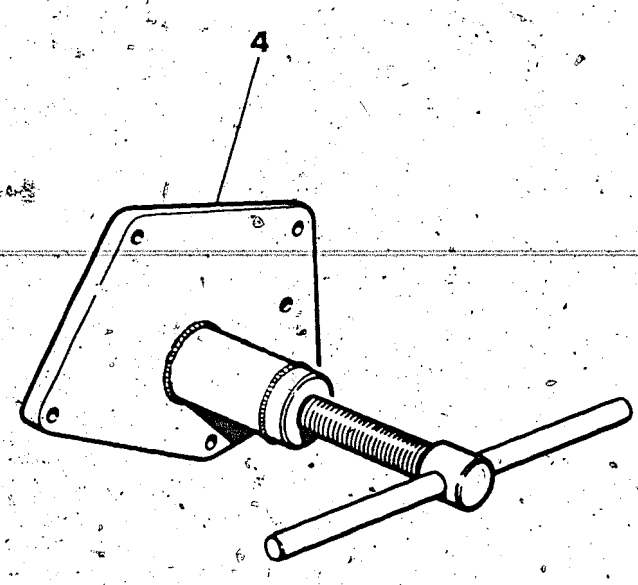

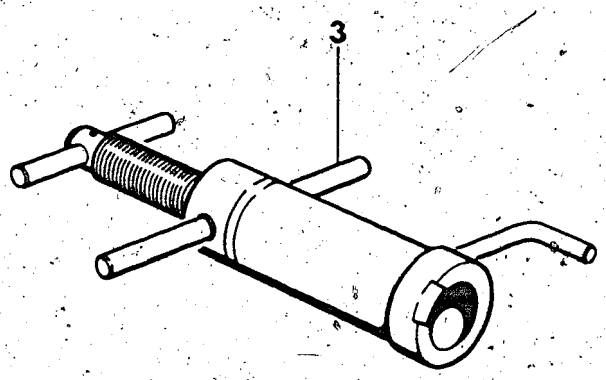

Note Notes Notes Marke	Index No. Pos. N.	Code N. Nr. Code N. Cod. Code Nr.	DENOMINAZIONE	NAME	DESIGNATION	BESHREIBUNG	Q.ty Q.tà Q.te M.ge	Validity Validità Validité Gultig
Δ	1	34367	Estrattore volano elettronico MOTOPLAT	Alternator puller	Extracteur pour volant	Auszieher für Schwungrad	1	
Δ	2	YA2288	Chiave di fermo per volano	Rotor holdin tool	Clé de blocage volant	Halterschlüssel für Schwungrad	1	
□	3	33166	Attrezzo mont. alb. motore nel carter sinistro	Installing tool, Crankshaft left	Outil pour montage vilebrequin dans le demicarter G.	Werkzeug um kubelw ins links halbgehäuse zu montieren	1	
•		33047	Attrezzo mont. alb. mot. nel carter destro	Installing tool crankshaft right	Outil pour montage vilebrequin dans le demicarter D.	Werkzeug um kubelw ins links halbgehäuse zu montieren	1	
Δ	4	33048	Attrezzo separaz. semicarter e smont. alb. motore	Crankcase splitting tool	Outil pour demontage	Werkzeug um Halbgeh	1	
Δ	5	33054	Estrattore boccola a rullini alb. pompa acqua	Puller needle bushing shaft waterpump	Extracteur coquille à aiguilles arbre pompe eau	Auszieher rollenlagers welle wasserpumpe	1	
Δ	6	33055	Estrattore boccola a rullini alb. primario	Main shft needle bearing puller	Extracteur puor roulement. à aguilles	Auszieher für nadelkafig	1	

N° CATALOGO - CATALOG No. - Nr. CATALOGUE - KATALOG Nr.: 38261 PAGINA EMESSA Aprile '83 - PAGE IUSSED April '83 - PAGE IMPRIME Avril '83 - SEITE HERAUSGEGEBEN April '83

TESTA CILINDRO, CILINDRO, PISTONE, MANOVELLISMO
CYLINDER HEAD, CYLINDER, PISTON, CRANKSHAFT
CULASSE, CYLYNDRE, PISTON ET MANIVELLE
ZYLINDERKOPF, ZYLINDER, KOLBEN

DRAWING-TAVOLA
TABLE-BILD

2

WRX 125

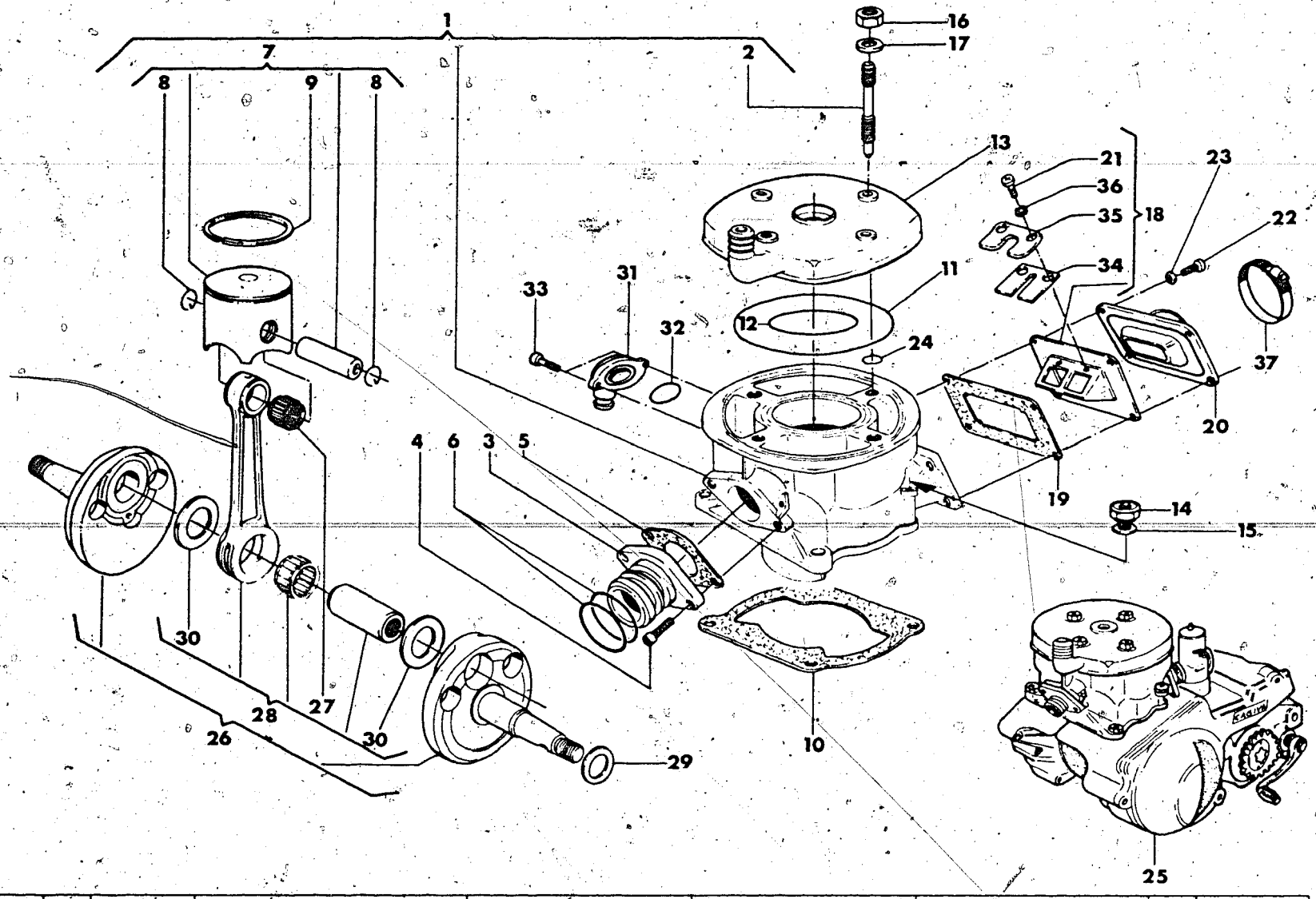

Note Notes Notes Marke	Index No. Pos. N.	Code N. Nr. Code N. Cod. Code Nr.	DENOMINAZIONE	NAME	DESIGNATION	BESHREIBUNG	Q.ty Q.tà Q.te M.ge	Validity Validità Validité Gültig
☐	1	35340	Assieme cilindro	Cylinder assy	Cylindre compl.	Zylinder Kpl.	1	
☐	2	33136	Prigioniero fiss. testa	Stud bolt	Goujon prisonnier	Stiftschraube	4	
☐	3	30857	Raccordo tubo di scarico	Union	Raccord	Anschluss	1	
☐	4	N2509-G22	Vite	Screw	Vis	Schraube	2	
☐	5	30856	Guarnizione	Gasket	Joint	Dichtung	1	
☐	6	31970	Anello di tenuta	Seal ring	Bague d'étanchéité	Dichtungsring	2	
☐	7		Assieme pistone «MAHLE»:	Piston assy «MAHLE»:	Piston compl. «MAHLE»:	Kolben kpl. «MAHLE»:	1	
		34355/1	B ∅: 55,97	B ∅: 55,97	B ∅: 55,97	B ∅: 55,97		
		34355/2	C ∅: 55,98	C ∅: 55,98	C ∅: 55,98	C ∅: 55,98		
		34355/3	D ∅: 55,99	D ∅: 55,99	D ∅: 55,99	D ∅: 55,99		
		34355/4	E ∅: 56,00	E ∅: 56,00	E ∅: 56,00	E ∅: 56,00		
☐	8	34358	Anellino ritegno spinotto	Circlip	Bague d'arret	Federring Kolben	2	
☐	9	34356	Segmento pist.	Piston ring	Segment	Ring	1	
☐	10	30869/5	Guarniz. base cil. sp. 0,5 mm.	Gasket thick 0,5 mm.	Joint épaiss 0,5 mm.	Dichtung st. 0,5 mm.	1	
		30869/6	Guarniz. base cil. sp. 0,6 mm.	Gasket thick 0,6 mm.	Joint épaiss 0,6 mm.	Dichtung st. 0,6 mm.	1	
		30869/8	Guarniz. base cil. sp. 0,8 mm.	Gasket thick 0,8 mm.	Joint épaiss 0,8 mm.	Dichtung st. 0,8 mm.	1	
☐	11	33140	Guarnizione OR esterna	"O" Ring	Joint "O"	O-Ring	1	
☐	12	34623	Guarnizione OR interna	"O" Ring	Joint "O"	O-Ring	1	
☐	13	36338	Testa motore	Cylinder head	Culasse	Zylinder Kopf	1	
☐	14	N15008-G22	Dado	Nut	Ecrou	Mutter	4	
☐	15	11276	Rosetta	Washer	Rondelle	Scheibe	4	
☐	16	31913	Dado	Nut	Ecrou	Mutter	4	
☐	17	11276	Rosetta	Washer	Rondelle	Scheibe	4	
☐	18	34168	Valvola di aspirazione	Inlet valve	Soupape d'aspiration	Einlaßrentil	1	
☐	19	31827	Guarnizione	Gasket	Joint	Dichtung	1	
☐	20	36852	Raccordo	Union	Raccord	Anschluss	1	
☐	21	35408	Vite	Screw	Vis	Schraube	6	
☐	22	N2509-G22	Vite	Screw	Vis	Schraube	4	
☐	23	N15504-G22	Rosetta	Washer	Rondelle	Scheibe	4	
☐	24	23185	Anello OR	'O' ring	Joint 'O'	O-Ring	4	

N° CATALOGO - CATALOG No. - Nr. CATALOGUE - KATALOG Nr.: 38261 PAGINA EMESSA Aprile '83 - PAGE IUSSED April '83 - PAGE IMPRIME Avril '83 - SEITE HERAUSGEGEBEN April '83

TESTA CILINDRO, CILINDRO, PISTONE, MANOVELLISMO
CYLINDER HEAD, CYLINDER, PISTON, CRANKSHAFT
CULASSE, CYLYNDRE, PISTON ET MANIVELLE
ZYLINDERKOPF, ZYLINDER, KOLBEN

DRAWING-TAVOLA
TABLE-BILD

2

WRX 125

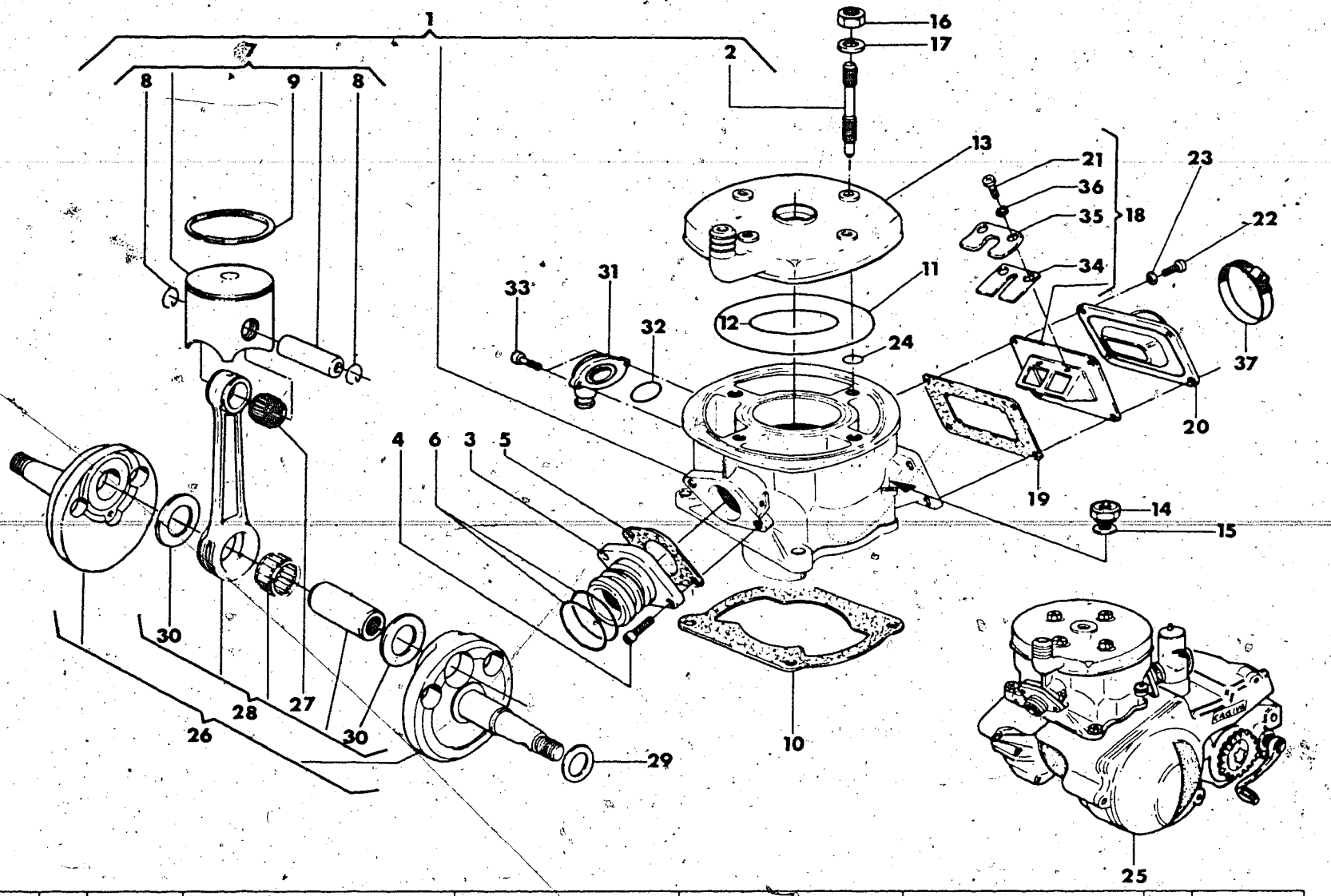

Note Notes Notes Marke	Index No. Pos. N.	Code N. Nr. Code N. Cod Code Nr.	DENOMINAZIONE	NAME	DESIGNATION	BESHREIBUNG	Q.ty Q.tà Q.te M.ge	Validity Validità Validité Gultig
☐	25	35260	Motore completo di carburatore, leva avviamento, comando cambio e frizione	Engine assy of carburetor, starting lever, gearbox and clutch control	Moteur compl. de carburateur, levier demarrage, commande changement de vitesse et friction	Motor mit vergaser, Anlasser Gang-Hebel und Kupplung Kpl.	1	
☐	26	37333	Assieme albero motore	Crankshaft assy	Vilebrequin compl.	Kurbelwelle Kpl.	1	
☐	27	21929	Gabbia piede di biella	Needle bearing	Roulement a aiguille	Nadelkafig	1	
☐	28	37251	Biella motore completa	Connecting rod assy	Bielle compl.	Pleuelstange Kpl.	1	
☐	29		Rondella rasamento sp.	Washer crankshaft thrust	Rondelle d'épaulement	Anlaufscheibe	1	
		11794/3	0,3 mm	0,3 mm	0,3 mm	0,3 mm		
		11794/4	0,4 mm	0,4 mm	0,4 mm	0,4 mm		
		11794/5	0,5 mm	0,5 mm	0,5 mm	0,5 mm		
		11794/6	0,6 mm	0,6 mm	0,6 mm	0,6 mm		
☐	30	20682	Rondella di rasamento	Washer crankshaft	Rondelle d'épaulement	Anlaufscheibe	2	
☐	31	33154	Raccordo mand. acqua nel cilindro	Union	Raccord	Anschluss	1	
☐	32	29074	Anello OR	'O' Ring	Joint 'O'	O-Ring	1	
☐	33	N7335-G22	Vite	Screw	Vis	Schraube	2	
☐	34	33895	Lamella	Plate	Lamelle	Lamelle	2	
☐	35	35407	Piastrina fermo lamella	Plate	Plaque	Platte	2	
☐	36	N15533-G22	Rosetta elastica	Spring washer	Rondelle elastique	Federscheibe	6	
☐	37	27521	Fascetta	Clamp	Collier	Schelle	1	
☐	—	36439	Gruppo guarnizioni ed anelli di tenuta motore	Engine gaskets and seal set	Serie joint moteur	Motor Dichtungsgruppe	1	

N° CATALOGO - CATALOG No. - Nr. CATALOGUE - KATALOG Nr.: 38261 PAGINA EMESSA Aprile '83 - PAGE ISSUED April '83 - PAGE IMPRIME Avril '83 - SEITE HERAUSGEGEBEN April '83

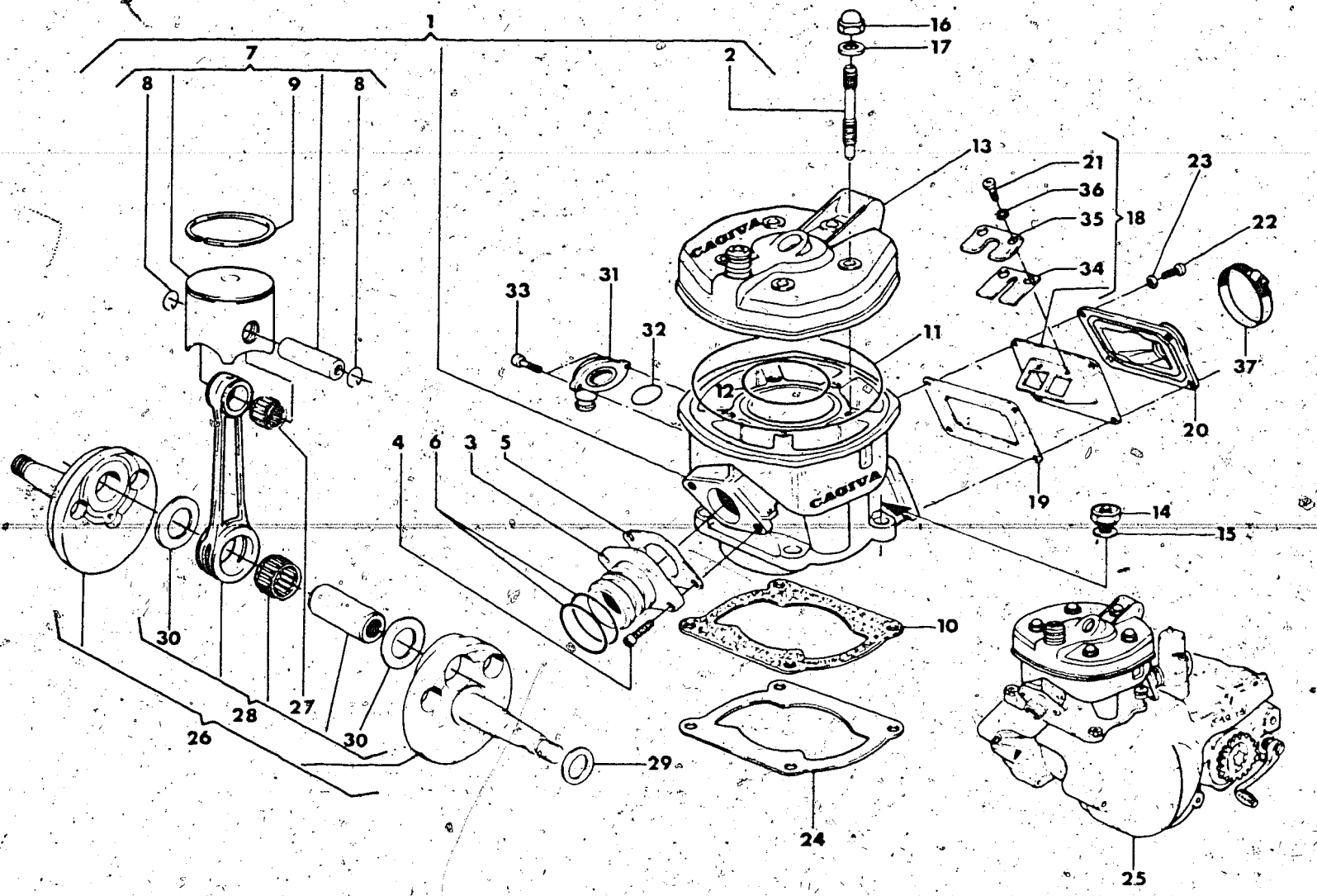

Note Notes Notes Marké	Index No. Pos. N.	Code N. Nr. Code N. Cod. Code Nr.	DENOMINAZIONE	NAME	DESIGNATION	BESHREIBUNG	Q ty Q tà Q te M ge	Validity Validità Validité Gültig
•	1	35168	Assieme cilindro	Cylinder assy	Cylindre compl.	Zylinder Kpl	1	
•	2	36138	Prigioniero fiss. testa	Stud bolt	Goujon prisonnier	Stiftschraube	5	
•	3	35127	Raccordo tubo di scarico	Union	Raccord	Anschluss	1	
•	4	N2509-G22	Vite	Screw	Vis	Schraube	2	
•	5	35170	Guarnizione	Gasket	Joint	Dichtung	1	
•	6	31970	Anello di tenuta	Seal ring	Bague d'étanchéité	Dichtungsring	2	
•	7		Assieme pistone	Piston assy	Piston compl.	Kolben Kpl.	1	
		37377/1	B: Ø66,94	B Ø66,94	B Ø66,94	B Ø66,94		
		37377/2	C: Ø66,95	C Ø66,95	C Ø66,95	C Ø66,95		
		37377/3	D: Ø66,96	D Ø66,96	D Ø66,96	D Ø66,96		
		37377/4	E: Ø66,97	E Ø66,97	E Ø66,97	E Ø66,97		
•	8	34358	Anellino ritegno spinotto	Circlip	Bague d'arret	Federring Kolben	2	
•	9	37375	Segmento	Piston ring	Segment	Ringpaar	1	
•	10	35172/5	Guarniz. base cilindro sp. 0,5 mm.	Gasket thick 0,5 mm.	Joint épaiss 0,5 mm.	Dichtung st. 0,5 mm.	1	
		35172/8	Guarniz. base cilindro sp. 0,8 mm.	Gasket thick 0,8 mm.	Joint épaiss 0,8 mm.	Dichtung st. 0,8 mm.	1	
		35172/10	Guarniz. base cilibdro sp 1,0 mm.	Gasket thick 1,0	Joint épaiss 1,0 mm.	Dichtung st. 1,0 mm.	1	
•	11	35173	Guarnizione OR esterna	«O» Ring	Joint «O»	O-Ring	1	
•	12	35128	Guarnizione OR interna	«O» Ring	Joint «O»	O-Ring	1	
•	13	36995	Testa motore	Cylinder head	Culasse	Zylinder Kopf	1	
•	14	N15008-G22	Dado	Nut	Ecrou	Mutter	4	
•	15	11276	Rosetta	Washer	Rondelle	Scheibe	4	
•	16	N15095-G22	Dado	Nut	Ecrou	Mutter	5	
•	17	31914	Rosetta	Washer	Rondelle	Scheibe	5	
•	18	34168	Valvola di aspirazione compl.	Inlet valve assy	Soupape d'aspiration compl.	Einlaßventil Kpl	1	
•	19	31827	Guarnizione	GaSket	Joint	Dichtung	1	
•	20	35052	Raccordo	Union	Raccord	Anschluss	1	
•	21	35408	Vite	Screw	Vis	Schraube	6	
•	22	N2509-G22	Vite	Screw	Vis	Schraube	4	
•	23	N15504-G22	Rosetta	Washer	Rondelle	Scheibe	4	
•	24	36988	Guarniz. base cil. sp. 0,1 mm.	Gasket thick 0,1 mm.	Joint épaiss. 0,1 mm.	Dichtung st. 0,1 mm.	1	

18 34168/USA KAWA REED

N° CATALOGO - CATALOG No. - Nr. CATALOGUE - KATALOG Nr. 38261 PAGINA EMESSA Aprile '83 - PAGE ISSUED April '83 - PAGE IMPRIME Avril '83 - SEITE HERAUSGEGEBEN April '83

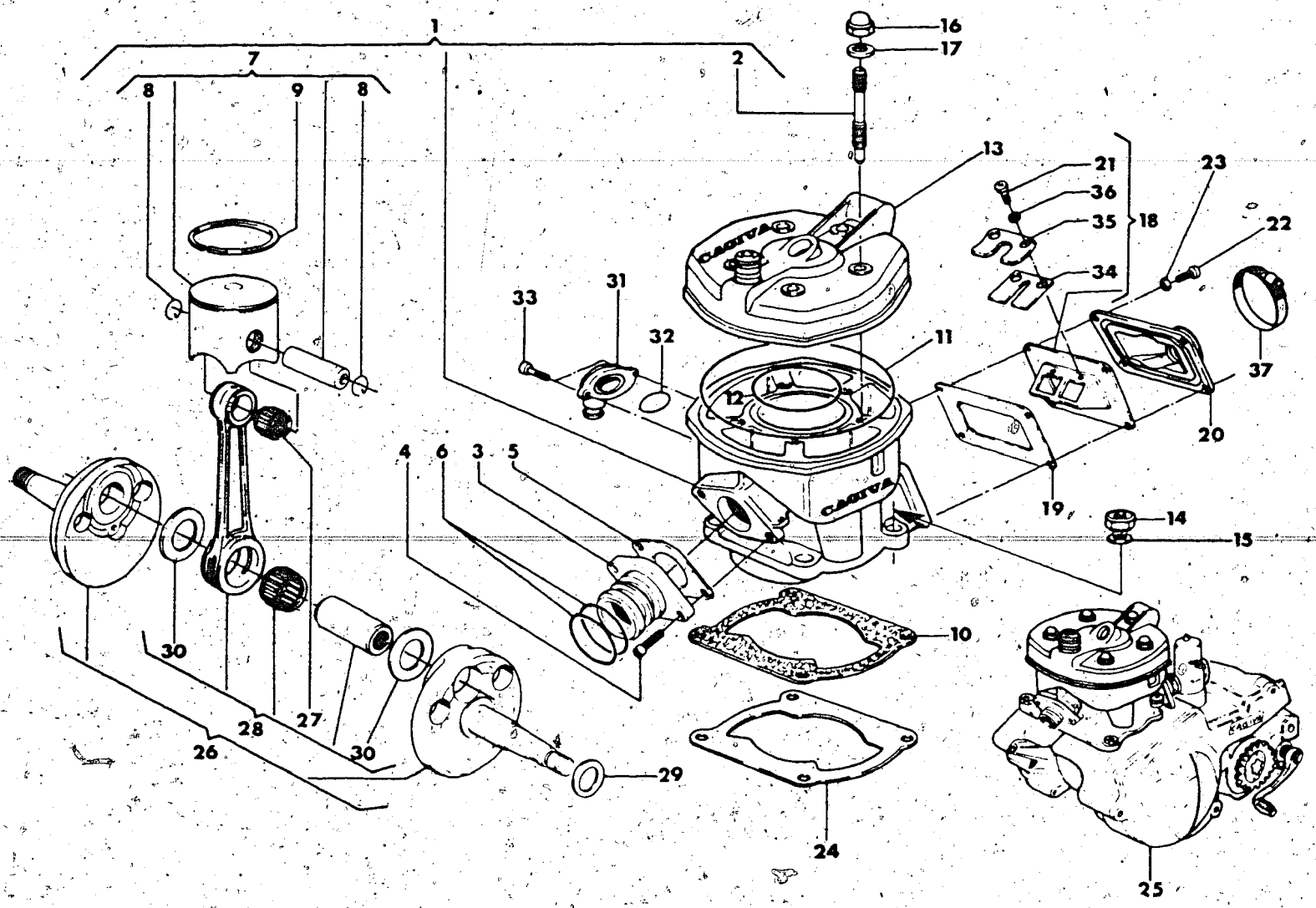

Note Notes Notes Marke	Index No. Pos. N.	Code N. Nr. Code N. Cod. Code Nr.	DENOMINAZIONE	NAME	DESIGNATION	BESHREIBUNG	Q.ty Q.tà Q.te M.ge	Validity Validità Validité Gultig
•	25	37757	Motore completo di carburatore, leva avviamento, comando cambio e frizione	Engine assy with carburetor, starting lever, gearbox and clutch control lever	Moteur compl. de carburetor, levier demarrage, commande changement de vitesse et friction	Motor mit vergaser Anlasser Gang-Hebel und Kupplung Kpl.	1	
•	26	36729	Assieme albero motore	Crankshaft assy	Vilebrequin compl.	Kurbelwelle Kpl.	1	
•	27	21929	Gabbia piede di biella	Needle bearing	Roulement a aiguille	Nadelkafig	1	
•	28	37251	Biella motore completa	Connecting rod assy	Bielle compl.	Pleuelstange Kpl.	1	
•	29		Rondella rasamento sp.	Washer crankshaft thrust	Rondelle d'épaulement	Anlaufscheibe	1	
		11794/3	0,3 mm	0,3 mm	0,3 mm	0,3 mm		
		11794/4	0,4 mm	0,4 mm	0,4 mm	0,4 mm		
		11794/5	0,5 mm	0,5 mm	0,5 mm	0,5 mm		
		11794/6	0,6 mm	0,6 mm	0,6 mm	0,6 mm		
•	30	20682	Rondella di rasamento	Washer crankshaft	Rondelle d'épaulement	Anlaufscheibe	2	
•	31	33154	Raccordo mand. acqua nel cilindro	Union	Raccord	Anschluss	1	
•	32	29074	Anello OR	«O» Ring	Joint «O»	O-Ring	1	
•	33	N7335-G22	Vite	Screw	Vis	Schraube	2	
•	34	33895	Lamella	Plate	Lamelle	Lamelle	2	
•	35	35407	Piastrina fermo corsa lamella	Plate	Plaque	Platte	2	
•	36	N15533-G22	Rosetta elastica	Spring washer	Rondelle elastique	Federscheibe	6	
•	37	27521	Fascetta	Clamp	Collier	Schelle	1	
•	—	36423	Gruppo guarnizioni ed anelli di tenuta motore	Engine gaskets and seals set	Serie joint moteur	Motor Dichtungsgruppe	1	

N° CATALOGO - CATALOG No. - Nr. CATALOGUE - KATALOG Nr.: 38261 PAGINA EMESSA Aprile '83 - PAGE ISSUED April '83 - PAGE IUSSED April '83 - SEITE HERAUSGEGEBEN April '83

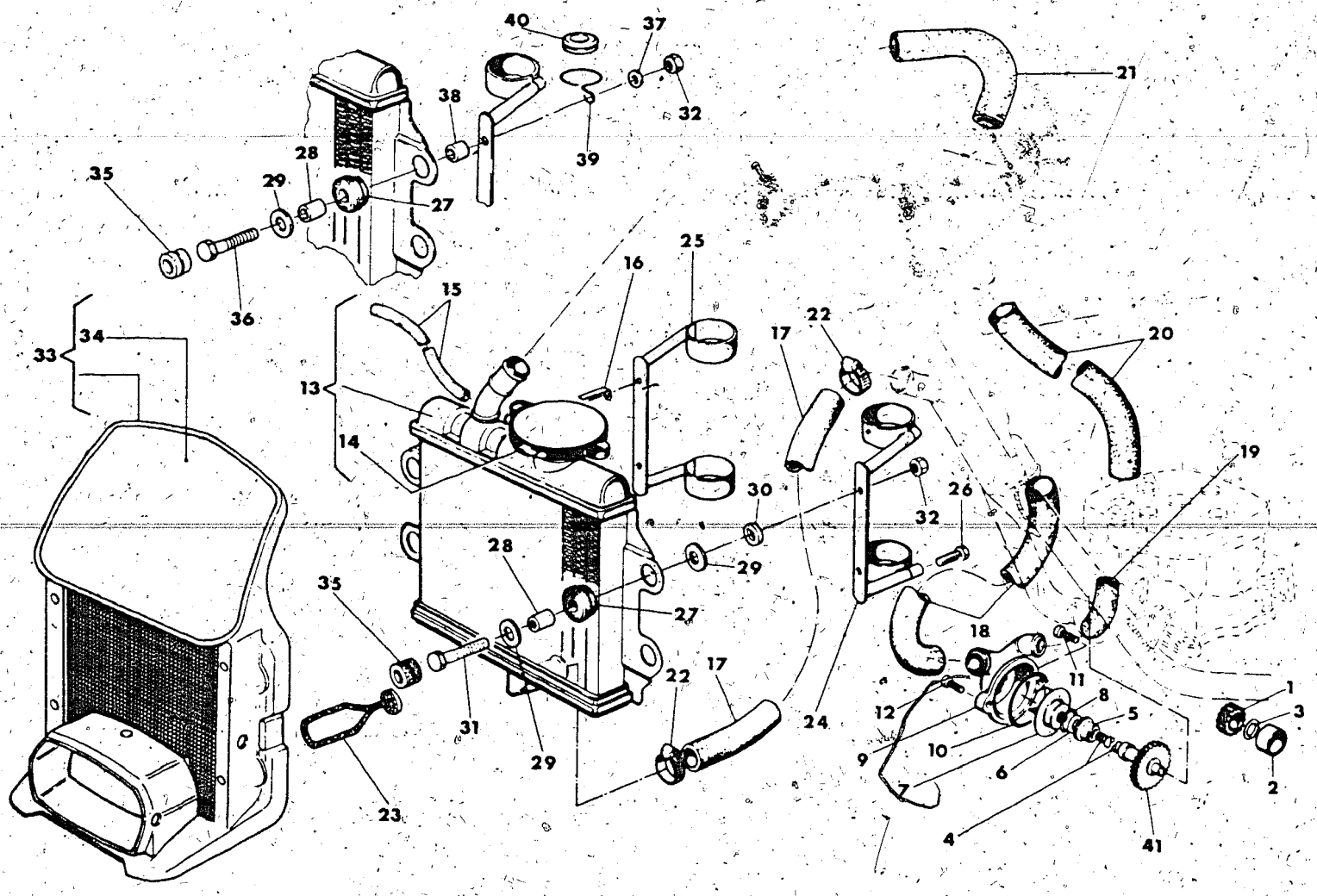

Note Notes Notes Marke	Index No. Pos. N.	Code N. Nr. Code N. Cod. Code Nr.	DENOMINAZIONE	NAME	DESIGNATION	BESHREIBUNG	Q ty Q tà Q te M ge	Validity Validità Validité Gültig
Δ	1	31753	Pignone com. alb. rinvio pom. Z=18	Pinion Z=18	Pignon Z=18	Ritzel Z=18	1	
Δ	2	31754	Distanziale	Spacer	Entretoise	Abstandstuck	1	
Δ	3	26884	Anello OR	"O" Ring	Joint "O"	O-Ring	1	
Δ	4	39466*	Albero rinvio	Shaft	Arbre	Welle	1	
Δ	5	30854	Distanziale	Spacer	Entretoise	Abstandstuck	1	
Δ	6	23108	Anello OR	'O' Ring	Joint 'O'	O-Ring	1	
Δ	7	31698	Girante	Rotor	Couronne	Windrad	1	
Δ	8	28960/03	Rosetta di rasamento	Washer crankshaft thrust	Rondelle d'épaulement esp.	Anlaufscheibe St	1	
Δ	9	33153	Corpo pompa acqua	Body	Corp	Pumpenstiefol	1	
Δ	10	19965	Anello OR	"O" Ring	Joint "O"	O-Ring	1	
Δ	11	N2510-G22	Vite	Screw	Vis	Schraube	1	
Δ	12	N2523-G22	Vite	Screw	Vis	Schraube	1	
Δ	13	31757	Radiatore	Radiator	Radiateur	Kühler	1	
Δ	14	32478	Tappo	Plug	Bouchon	Verchlus	1	
Δ	15	32479	Tubetto sfiato	Breather pipe	Soupiral	Abluftrohre	1	
Δ	16	24319	Piastrina	Plate	Plaque	Platte	2	
□	17	33246	Condotto di ritorno dal rad. al telaio	Line	Conduite	Rohr	1	
•		36987	Cond. di rit. dal rad. al telaio	Line	Conduite	Rohr	1	
Δ	18	32481	Condotto di ritorno dal telaio alla pompa	Line	Conduite	Rohr	1	
Δ	19	35104	Condotto di mandata dalla pompa al cilindro	Line	Conduite	Rohr	1	
Δ	20	34604	Condotto di mandata dalla testa al telaio	Line	Conduite	Rohr	1	
Δ	21	33574	Condotto di mandata dal telaio al radiatore	Line	Conduite	Rohr	1	
Δ	22	22613	Fascetta	Clamp	Collier	Rohrring	10	
Δ	23	31981	Gancio elastico	Hook	Crochet	Haken	2	
Δ	24	33629	Supporto sin. radiatore	Support Left	Support G.	Lagerung L.	1	
Δ	25	33630	Supporto destro radiatore	Support Right	Support D.	Lagerung R.	1	
□	26	N2510-G22	Vite	Screw	Vis	Schraube	4	
•		N2511-G22	Vite	Screw	Vis	Schraube	4	
Δ	27	32140	Gommino antivibrante	Bumper	Tampon	Gummimuffer	4	
Δ	28	33238	Bussola	Buchse	Doville	Büchse	4	
□	29	32319	Rosetta	Washer	Rondelle	Scheibe	8	

N° CATALOGO - CATALOG No. - Nr. CATALOGUE - KATALOG Nr. 38261 PAGINA EMESSA Aprile '83 - PAGE ISSUED April '83 - PAGE PARUE Avril '83 - SEITE HERAUSGEGEBEN April '83

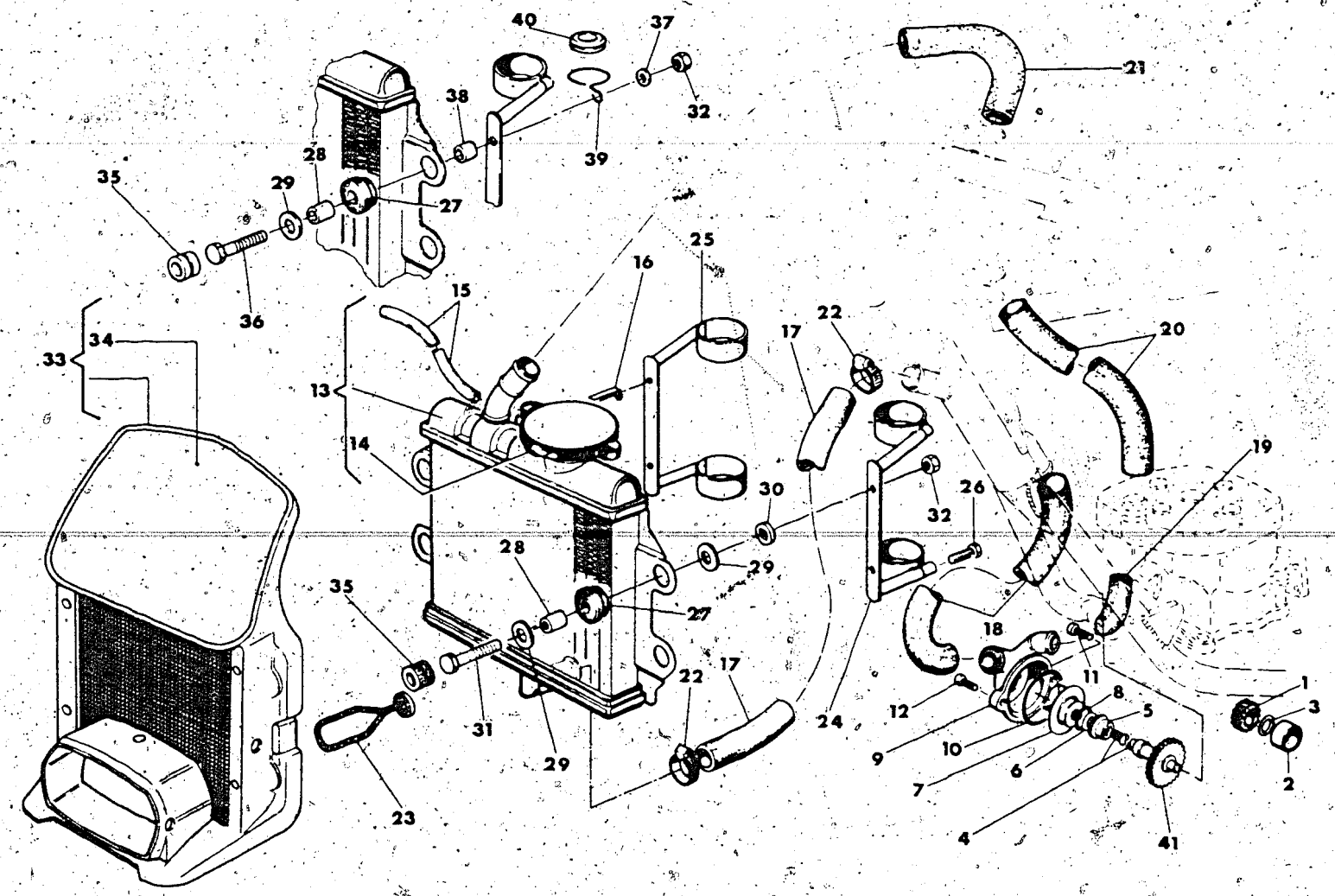

Note Notes Notes Marke	Index No Pos. N.	Code N. Nr. Code N. Cod. Code Nr.	DENOMINAZIONE	NAME	DESIGNATION	BESCHREIBUNG	Q.ty Q.tà Q.te M.ge	Validity Validità Validité Gültig
□	30	33706	Rosetta	Washer	Rondelle	Scheibe	2	
Δ	31	N1085-G22	Vite	Screw	Vis	Schraube	4	
Δ	32	14868	Dado	Nut	Ecrou	Mutter	4	
Δ	33	36162	Portafaro con portanumero ant.	Front number holder	Porte-numero av.	Vord halter	2	
Δ	34	35248	Decalcomania	Decalcomanie	Decalcomanie	Streifen	2	
Δ	35	N23029	Antivibrante	Damper bushing	Element antivibrant	Vibrierschtzelement	2	
•	36	N1089-G22	Vite	Screw	Vis	Schraube	4	
••	37	32319	Rosetta	Washer	Rondelle	Scheibe	6	
•	38	18153	Distanziale	Spacer	Entretoise	Distanzstück	4	
•	39	36457	Sostegno per guida trasmissione	Holder	Support	Halter	1	
•	40	34888	Guidatrasmissione	Ring	Bague	Ring	1	
Δ	41	34990	Ingranaggio com. pompa Z = 32	Gear Z = 32	Pignon Z = 32	Stirnrad Z = 32	1	

•: Fornire assieme
•: Supply in group assembly
•: Fournis ensemble
•: Wird zusammen geliefert

N° CATALOGO - CATALOG No. - Nr. CATALOGUE - KATALOG Nr.: 38281 PAGINA EMESSA Aprile '83 - PAGE IUSSED April '83 - PAGE IMPRIME Avril '83 - SEITE HERAUSGEGEBEN April '83

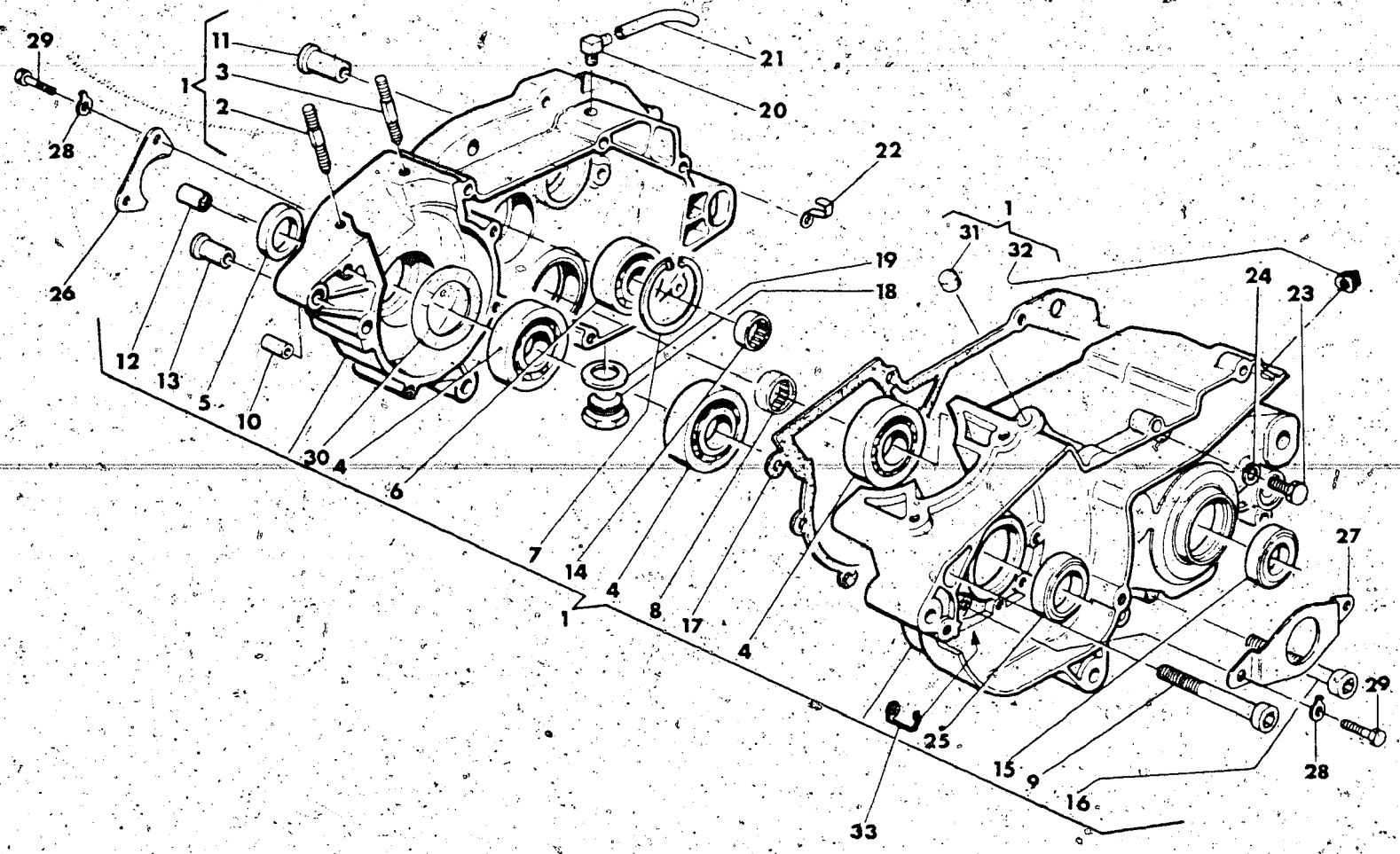

Note Notes Notes Marke	Index No. Pos. N.	Code N Nr. Code N. Cod Code Nr	DENOMINAZIONE	NAME	DESIGNATION	BESHREIBUNG	Q ty Q tà Q te M ge	Validity Validità Validité Gultig
□	1	36443	Carter accoppiati completi	Crankcase assy	Carters assemblés compl.	Kurbelgehause Kpl.	1	
•		37764	Carter accoppiati completi	Crankcase assy	Carters assembl. es compl.	Kurbelgehause Kpl.	1	
Δ	2	33143	Prigioniero anteriore	Stud bolt	Prisonnier avant	Vorderstiftshraube	2	
□	3	31803	Prigioniero posteriore	Stud bolt	Prisonnier arrière	Hinterstiftshraube	2	
•		33143	Prigioniero posteriore	Stud bolt	Prisonnier arrière	Hinterstiftshraube	2	
Δ	4	24947	Cuscinetto alb. motore e alb. secondario lato sinistro	Bearing	Roulement	Lager	3	
Δ	5	30728	Anello di tenuta	Seal ring	Bague d'étanchéite	Dichtungsring	1	
Δ	6	27589	Cuscinetto alb. primario	Bearing	Roulement	Lager	1	
Δ	7	N21272-G0	Anello elastico	Circlip	Bague d'arrêt	Federring	1	
Δ	8	36440	Cuscinetto a rullini per alb. secondario	Bearing	Roulement	Lager	1	
Δ	9	N2519-G22	Vite	Screw	Vis	Schraube	1	
Δ	10	7719	Bussola rif. carter e cop. destro	Bushing	Douille	Busche	4	
Δ	11	30967	Bussola asse rot. forcellone	Bushing	Douille	Busche	2	
Δ	12	31748	Boccola a rullini alb. pompa acqua	Needle bearing	Roulement a aiguilles	Nadel Kafig	1	
Δ	13	31717	Bussola att. motore al telaio	Bushing	Douille	Busche	4	
Δ	14	37198	Boccola a rullini alb. primario	Needle bearing	Roulement a aiguilles	Nadel Kafig	1	
Δ	15	36357	Anello di tenuta	Seal ring	Bague d'étanchéité	Dichtungsring	1	
Δ	16	N2515-G22	Vite	Screw	Vis	Schraube	9	
□	17	31750	Guarnizione	Gasket	Joint	Dichtung	1	
•		35187	Guarnizione	Gasket	Joint	Dichtung	1	
Δ	18	11524	Tappo scarico olio	Plug	Bouchon	Verschluss	1	
Δ	19	6725/3	Rosetta di tenuta	gasket	Joint	Dichtung	1	
Δ	20	19620	Raccordo sfiato	Union	Raccord	Anschluss	1	
Δ	21	32485	Tubetto	Tube	Tuyau	Rohr	1	
Δ	22	24319	Piastrina	Plate	Plaque	Platte	1	
Δ	23	N1537-G22	Vite foro int. folle	Screw	Vis	Schraube	1	
Δ	24	N15587	Rosetta di tenuta	Washer	Rondelle	Dichtring	1	
Δ	25	32389	Anello di tenuta	Seal ring	Bague d'étanchéité	Dichtungsring	1	
Δ	26	33312	Piastrina per paraolio lato destro	Plate	Plaque	Platte	1	
Δ	27	33313	Piastrina per paraolio lato sinistro	Plate	Plaque	Platte	1	
Δ	28	8146	Rosetta di sicurezza	Washer	Rondelle	Dichtring	4	
Δ	29	N1077-G22	Vite	Bolt	Vis	Schraube	4	
Δ	30	33311	Rosetta sotto cuscin. alb. motore lato destro e sinistro	Washer right and left crankshaft bearing	Rondelle	Dichtring	2	
Δ	31	35049	Tappo	Plug	Bouchon	Verschluss	1	
Δ	32	35100	Tappo	Plug	Bouchon	Verschluss	1	
Δ	33	36589	Piastrina ritegno cavi volano	Plate	Plaquette	Platte	1	

N° CATALOGO - CATALOG No - Nr. CATALOGUE - KATALOG Nr. - 38261 PAGINA EMESSA Aprile '83 - PAGE ISSUED April '83 - PAGE IMPRIME Avril '83 - SEITE HERAUSGEGEBEN April '83

COPERCHI BASAMENTO
CRANKCASE COVERS
COUVERCLES CARTER
GEHÄUSEDECKEL

DRAWING-TAVOLA
TABLE-BILD

5
WRX 125/250

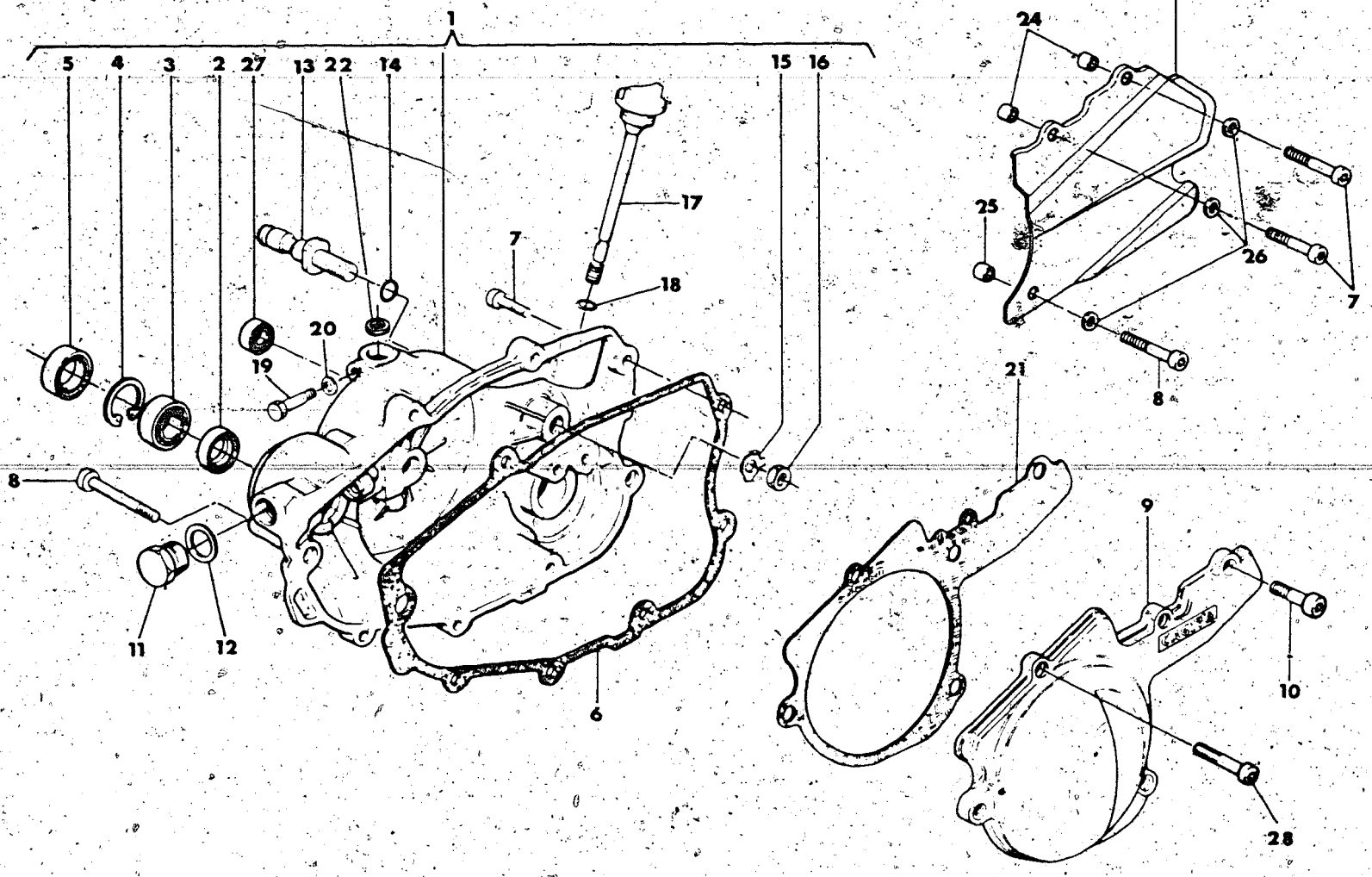

Note Notes Notes Marke	Index No Pos N.	Code N Nr Code N. Cod Code Nr.	DENOMINAZIONE	NAME	DESIGNATION	BESHREIBUNG	Q ty Q tà Q te M ge	Validity Validità Validité Gültig
Δ	1	36884	Ass. coperchio destro	Cover right	Couvercle D.	Deckel R.	1	
Δ	2	22946	Anello di tenuta	Seal ring	Bague d'étanchéité	Dichtungsring	1	
Δ	3	21254	Cuscinetto	Bearing	Roulement	Lager	1	
Δ	4	N21261-G0	Anello Seeger	Circlip	Bague d'arrêt	Federring	1	
Δ	5	32390	Anello di tenuta	Seal ring	Bague d'étanchéité	Dichtungsring	1	
Δ	6	31752	Guarnizione	Gasket	Joint	Dichtung	1	
Δ	7	N2510-G22	Vite	Screw	Vis	Schraube	6	
□		N2510-G22	Vite per detto (D. CH)	Srew (D. CH)	Vis (D. CH)	Schraube (D. CH)	8	
Δ	8	N2512-G22	Vite	Screw	Vis	Schraube	1	
□		N2512-G22	Vite per detto (D. CH)	Screw (D. CH)	Vis (D. CH)	Schraube (D. CH)	2	
Δ	9	39032	Coperchio sinistro	Cover left	Couvercle G.	Deckel L.	1	
Δ	10	N7335-G22	Vite	Screw	Vis	Schraube	4	
Δ	11	31817	Tappo per foro rinvio contagiri	Plug	Bouchon	Verschluss	1	
Δ	12	N15599	Rosetta di tenuta	Washer	Rondelle	Dichtring	1	
Δ	13	34160	Perno rot. leva freno post.	Pin	Pivot	Stift	1	
Δ	14	23108	Anello OR	«O» Ring	Joint «O»	«O» Ring	1	
Δ	15	32175	Rosetta di sicurezza	Washer	Rondelle	Dichtring	1	
Δ	16	N15066-G0	Dado	Nut	Ecrou	Mutter	1	
Δ	17	31819	Tappo carico olio	Plug	Bouchon	Verschluss	1	
Δ	18	27960	Rosetta di tenuta	Washer	Rondelle	Dichtring	1	
Δ	19	31388	Vite di fermo per alb. com. crem.	Screw	Vis	Schraube	1	
Δ	20	N15580	Rosetta di tenuta	Washer	Rondelle	Dichtring	1	
Δ	21	35045	Guarnizione	Gasket	Joint	Dichtung	1	
Δ	22	22946	Anello di tenuta	Seal ring	Bague d'étanchéité	Dichtungsring	1	
Δ	23	35136	Protez. catena (D. CH)	Chain guard (D. CH)	Protection chaine (D. CH)	Kettenkasten (D. CH)	1	
Δ	24	34449	Distanziale (D. CH)	Spacer (D. CH)	Entretoise (D. CH)	Distanzstück	2	
Δ	25	19857	Distanziale (D. CH)	Spacer (D. CH)	Entretoise (D. CH)	Distanzstück	1	
Δ	26	N15504-G22	Rosetta piana (D. CH)	Washer (D. CH)	Rondelle (D. CH)	Scheibe (D. CH)	3	
Δ	27	36653	Anello di tenuta per alb. avviamento	Seal ring	Bague d'étanchéité	Dichtungsring	1	
Δ	28	N2510-G22	Vite	Screw	Vis	Schraube	1	

N° CATALOGO CATALOG No. - Nr. CATALOGUE - KATALOG Nr.: 38261 PAGINA EMESSA Aprile '83 - PAGE ISSUED April '83 - PAGE IMPRIME Avril '83 - SEITE HERAUSGEGEBEN April '83

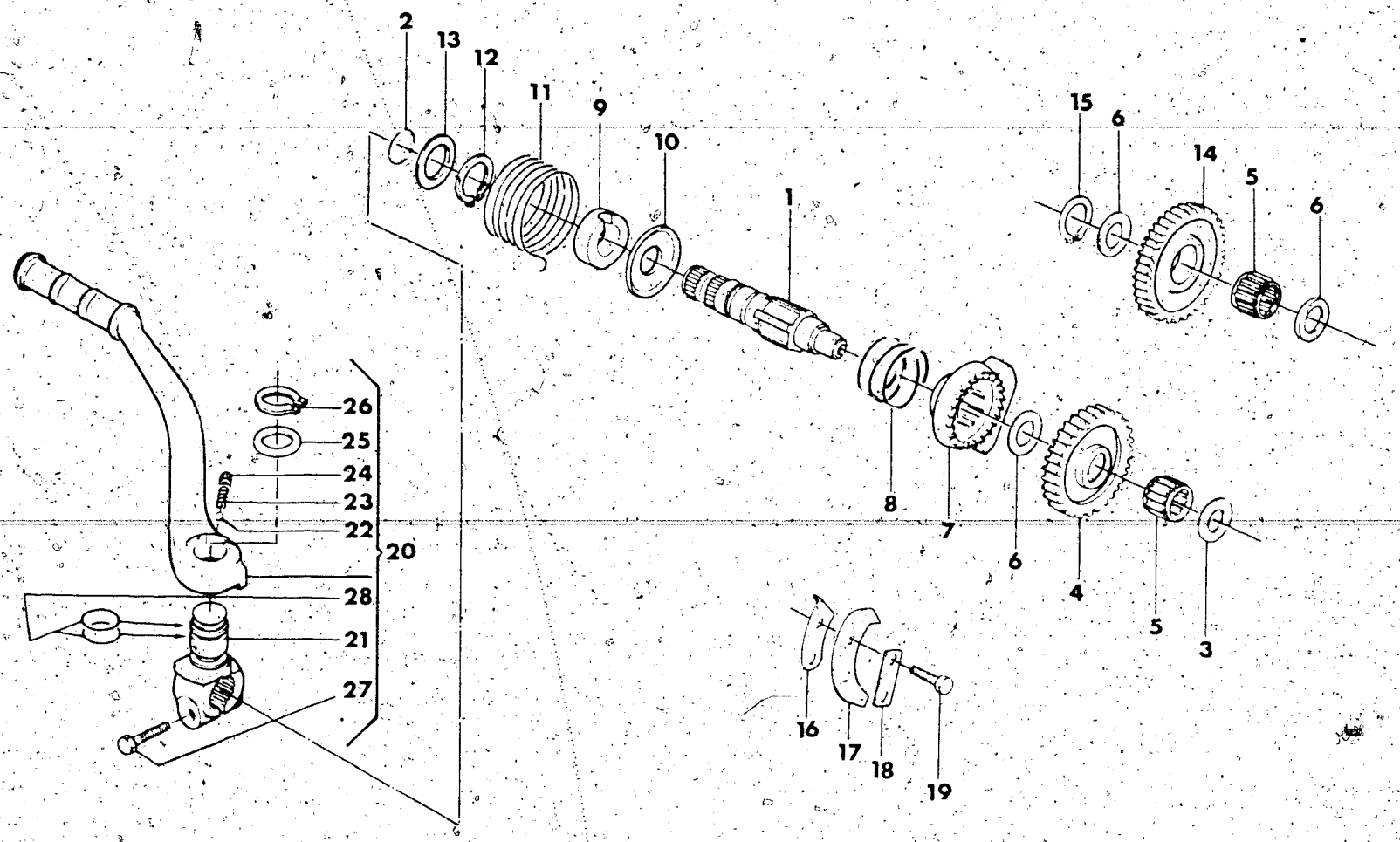

Note Notes Notes Marke	Index No Pos N	Code N Nr Code N Cod Code Nr	DENOMINAZIONE	NAME	DESIGNATION	BESHREIBUNG	Q.ty Q ta Q te M ge	Validity Validita Validite Gultig
Δ	1	36379	Albero com avviamento	Starter crank shaft	Arbre de démarrage	Kickstarterwelle	1	
Δ	3	4551/10	Rosetta di rasam sp 1.0 mm lato carter	Washer thrust thick 1.0 mm	Rondelle d épaulement	Anlaufscheibe St 1.0 mm	1	
Δ	4	31761	Ingranaggio con cricchetto Z = 27	Gear Z = 27	Engrenage Z = 27	Zahnrad Z = 27	1	
Δ	5	22375	Gabbia a rullini	Needle bearing	Roulement a aiguilles	Nadelkafig	2	
Δ	6	4553/60	Rosetta di rasam sp 0.6 mm	Washer thrust thick 0.6 mm	Rondelle d épaulement esp 0.6 mm	Anlaufscheibe St 0.6 mm	3	
Δ	7	24905	Manicotto scorrevole	Ratchet starter	Manchon	Muffe	1	
Δ	8	31762	Molla	Spring	Ressort	Feder	1	
Δ	9	31763	Distanziale	Spacer	Entretoise	Abstandsstuck	1	
Δ	10	31795	Rosette di spallamento	Washer	Rondelle	Dichtring	1	
Δ	11	31764	Molla ritorno leva	Spring	Ressort	Feder	1	
Δ	12	N21206-G0	Anello Seeger	Circlip	Bague d arrêt	Federring	1	
Δ	13	10904/10	Rosetta di spallamento	Washer	Rondelle	Dichtring	1	
Δ	14	31765	Ingranaggio di rinvio Z = 28	Gear Z = 28	Engrenage Z = 28	Zahnrad Z = 28	1	
Δ	15	N21204-G0	Anello Seeger	Circlip	Bague d arret	Federring	1	
Δ	16	31695	Piastrina fine corsa	Plate	Plaque	Platte	1	
Δ	17	31696	Piastrina disinnesto	Plate	Plaque	Platte	1	
Δ	18	20474	Piastrina di sicurezza	Safety washer	Plaque	Platte	1	
Δ	19	N1081-G22	Vite	Screw	Vis	Schraube	2	
Δ	20	33324	Leva avviamento completa	Starter crank assy	Levier compl	Hebel Kpl	1	
Δ	21	33325	Morsetto	Clamp	Eton	Klamme	1	
Δ	22	N21507	Sfera 1/4"	Ball 1/4"	Bille 1/4"	Kugel 1/4"	1	
Δ	23	32203	Molla	Spring	Ressort	Feder	1	
Δ	24	32204	Vite senza testa	Screw	Vis	Schraube	1	
Δ	25	32205	Rondella	Washer	Rondelle	Scheibe	1	
Δ	26	N21206-G0	Anello elastico	Circlip	Bague d arret	Federring	1	
Δ	27	N1142-G22	Vite fiss leva	Screw	Vis	Schraube	1	
Δ	28	22551	Anello OR	"O" Ring	Joint "O"	O-ring	2	

N° CATALOGO - CATALOG No - Nr. CATALOGUE - KATALOG Nr.: 38261 PAGINA EMESSA Aprile '83 - PAGE ISSUED April '83 - PAGE IMPRIME Avril '83 - SEITE HERAUSGEGEBEN April '83

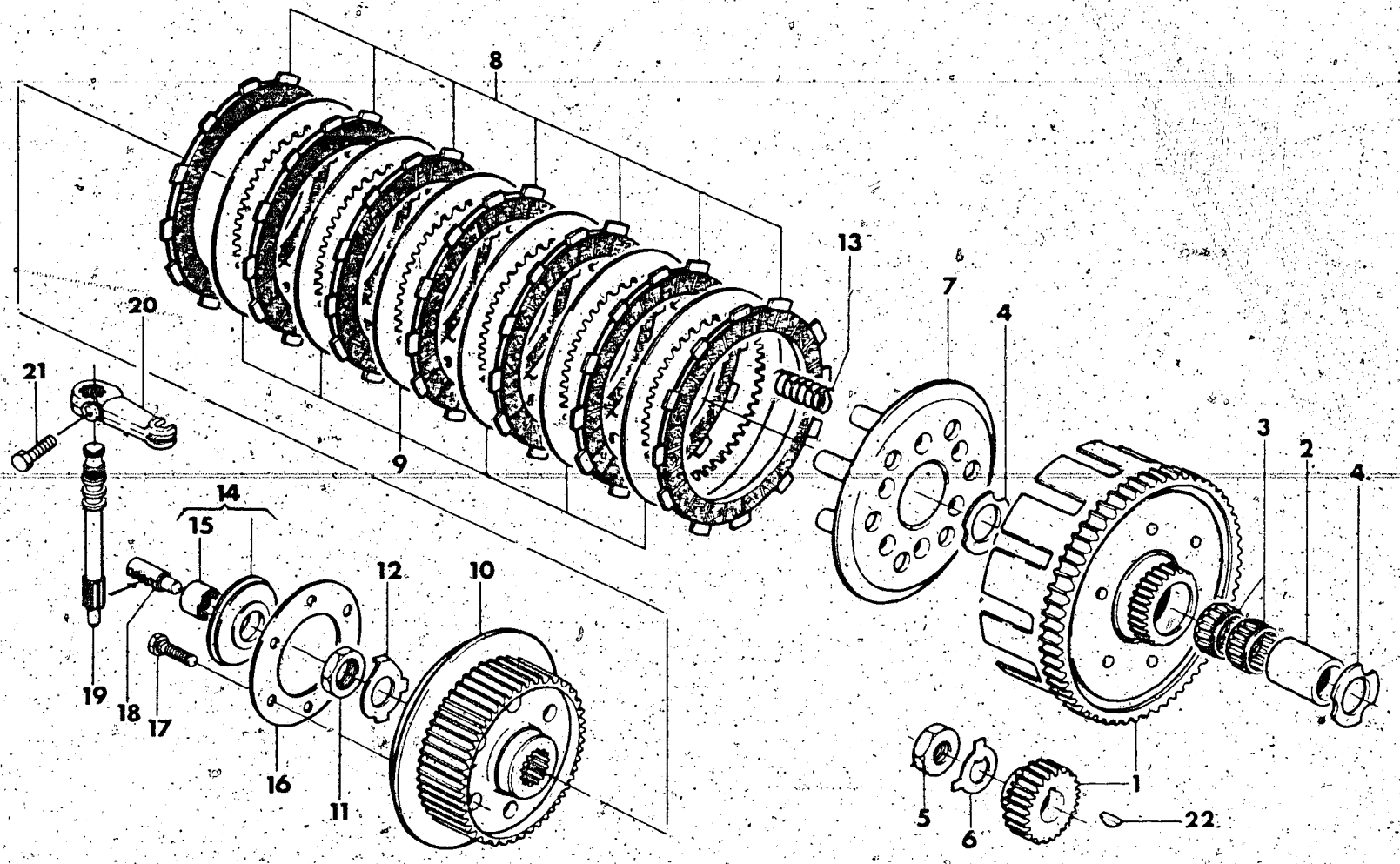

Note Notes Notes Marke	Index No Pos N	Code N Nr Code N Cod Code Nr	DENOMINAZIONE	NAME	DESIGNATION	BESHREIBUNG	Q ty Q ta Q te M ge	Validity Validità Validité Gultig
□	1	31735	Coppia trasm. primaria 18/64	Set of matched primary	Engrenages trans. pr	Stirnraderpaar	1	
•		35188	Coppia trasm. primaria 19/61	Set of matched primary	Engrenages trans. pr	Stirnraderpaar	1	
Δ	2	24983	Distanziale ingr. condotto	Spacer	Entretoise	Abstandsstuck	1	
Δ	3	25044	Gabbia a rullini	Needle bearing	Roulement a aiguilles	Nadelkafig	2	
Δ	4	24984	Rosetta di spallamento	Washer	Rondelle	Dichtring	2	
Δ	5	19627	Dado	Nut	Ecrou	Mutter	1	
Δ	6	31739	Rosetta di sicurezza	Washer	Rondelle	Dichtring	1	
Δ	7	31813	Disco premifrizione	Plate	Disque	Platte	1	
Δ	8	33727	Disco conduttore	Plate	Disque	Platte	7	
Δ	9	31381	Disco condotto	Plate	Disque	Platte	6	
Δ	10	31814	Mozzo portadischi	Clutch hub assy	Moyeu porte-disques	Scheibenhatternabe	1	
Δ	11	3170	Dado	Nut	Ecrou	Mutter	1	
Δ	12	29089	Rosetta di sicurezza	Washer	Rondelle	Dichtring	1	
Δ	13	36229	Molla frizione	Spring	Ressort	Feder	6	
Δ	14	35109	Assieme spingimolle	Pressure spring	Serre ressort	Druckfeder	1	
Δ	15	35106	Cuscinetto	Bearing	Roulement	Lager	1	
Δ	16	31830	Disco ritegno molle	Plate	Disque	Platte	1	
Δ	17	30820	Vite	Screw	Vis	Schraube	6	
Δ	18	31485	Cremagliera com. frizione	Rack	Cremaillere	Zahnstange	1	
Δ	19	33781	Albero com. cremagliera	Shaft	Arbre	Welle	1	
Δ	20	34968	Leva com. cremagliera	Lever	Levier	Hebel	1	
Δ	21	N1081-G22	Vite	Washer	Rondelle	Dichtring	1	
Δ	22	N21007	Linguetta americana	Key	Clavette	Keil	1	

P 37542/USA KAWA DISC

N° CATALOGO - CATALOG No. - Nr. CATALOGUE - KATALOG Nr.: 38261 PAGINA EMESSA Aprile '83 - PAGE ISSUED April '83 - PAGE IMPRIMEE Avril '83 - SEITE HERAUSGEGEBEN April '83

CAMBIO VELOCITÀ
GEAR BOX
BOÎTE DE VITESSE
WESCHELGETRIEBE

DRAWING-TAVOLA
TABLE-BILD

8

WRX 125/250

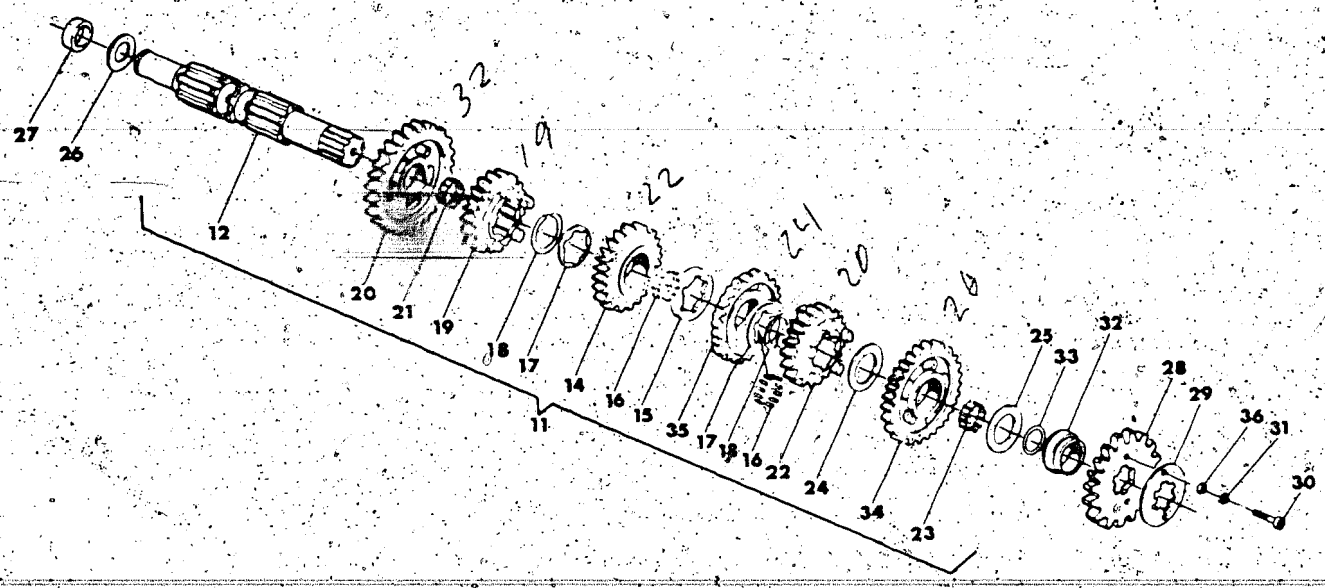

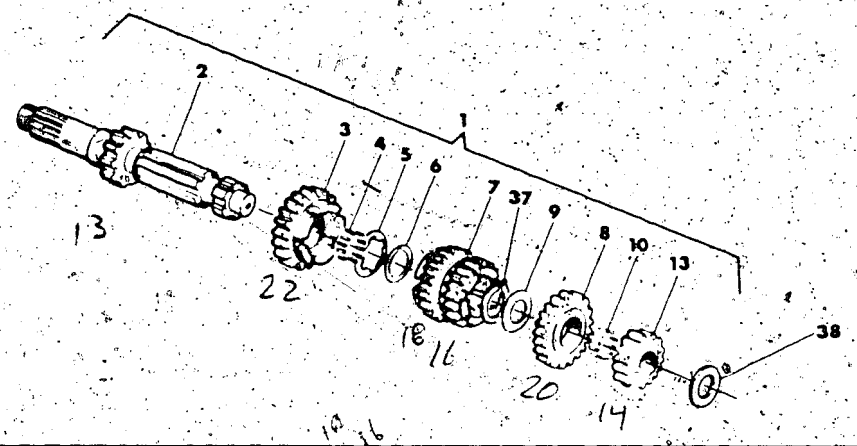

Note Notes Notes Marke	Index No. Pos. N	Code N Nr. Code N. Cod Code Nr.	DENOMINAZIONE	NAME	DESIGNATION	BESHREIBUNG	Q.ty Q.tà Q.te M.ge	Validity Validità Validité Gultig
Δ	1	36824	Assieme albero primario	Main shaft assy	Ensemble arbre prim	Abtriebswelle Kpl	1	
Δ	2	36825	Albero primario Z = 13	Main shaft Z = 13	Arbre prim. Z = 13	Welle Z = 13	1	
Δ	3	32917	Ingr. 6° vel. A.P. Z = 22	Gear, main shaft 6th Z = 22	Pignon 6ème A.P. Z = 22	Stirnrad 6 A.W. Z = 22	1	
Δ	4	25138	Rullino	Roller	Aiguille	Rolle	25	
Δ	5	37077	Rosetta di ras. sp. 0,8 mm	Thrust washer 0,8 mm	Rondelle d'épaulement 0,8 mm	Anlaufscheibe 0,8 mm	1	
Δ	6	31768	Anello Seeger	Circlip	Bague d'arrêt	Federring	1	
Δ	7	37227	Ingr. scorr. A.P. 3° vel. - Z = 16 e 4è Vel Z = 18	Gear, main shaft 3rd Z = 16 and 4sh Z = 18	Pignon A.P. 3ème Z = 16 et 4ème Z = 18	Stirnrad A.W. 3 - Z = 16 und 4 - Z = 18	1	
Δ	8	36826	Ingr. 5° Vel A.P. - Z = 20	Gear, main shaft 5th Z = 20	Pignon A.P. 5ème - Z = 20	Stirnrad 5 A.W. - Z = 20	1	
Δ	9	23736	Rosetta di ras. sp. 0,8 mm	Thrust washer 0,8 mm	Rondelle dépaulement 0,8 mm	Anlaufscheibe 0,8 mm	1	
Δ	10	30793	Rullino	Roller	Aiguille	Rolle	25	
Δ	11	37253	Assieme albero secondario	Countershaft assy	Ensemble arbre second.	Nebenwelle Kpl.	1	
Δ	12	31771	Albero secondario	Counter shaft	Arbre secondaire	Nebenwelle	1	
Δ	13	36827	Ingr. 2° vel. A.P. - Z = 14	Gear, main shaft 2nd - Z = 14	Pignon 2ème A.P. - Z = 14	Stirnard 2 A.W. Z = 14	1	
Δ	14	33336	Ingr. 4° vel. A.S. - Z = 22	Gear, main shaft 4th - Z = 22	Pignon 4ème A.S. - Z = 22	Stirnrad 4 N.W. Z = 22	1	
Δ	15	31679	Distanziale	Spacer	Entretoise	Distanzstück	1	
Δ	16	N21546	Rullino	Roller	Aiguille	Rolle	56	
Δ	17	26176	Rosetta di ras. sp. 0,8 mm	Thrust washer 0,8 mm	Rondelle d'épaulement 0,8 mm	Anlaufscheibe 0,8 mm	2	
Δ	18	31772	Anello Seeger	Circlip	Bague d'arrêt	Federring	2	
Δ	19	32924	Ingr. 6° vel A.S. - Z = 19	Gear, main shaft 6th - Z = 18	Pignon 6ème A.S. - Z = 19	Stirnrand 6 N.W. - Z = 19	1	
Δ	20	32925	Ingr. 1° vel A.S. - Z = 32	Gear, counter shaft 1st - Z = 32	Pignon 1ère A.S. - Z = 32	Stirnrad 1 N.W. - Z = 32	1	
Δ	21	31773	Gabbia a rullini	Needle bearing	Roulement a aiguille	Nadelkafig	1	
Δ	22	37254	Ingr. 5° vel A.S. - Z = 20	Gear, counter shaft 5th - Z = 20	Pignon 5ème A.S. - Z = 20	Stirnard 5 N.W. - Z = 20	1	
Δ	23	22373	Gabbia a rullini	Needle bearing	Roulement a aiguille	Nadelkafig	1	
Δ	24	7989/10	Rosetta di rasam. sp. = 1,0 mm	Thrust washer 1,0 mm	Rondelle d'épaulement 1,0 mm	Anlaufscheibe 1,0 mm	1	
Δ	25		Rosetta di rasamento sp.	Thrust washer	Rondelle d'épaulement	Anlaufscheibe	1	
		7989/3	0,3 mm	0,3 mm	0,3 mm	0,3 mm		
		7989/5	0,5 mm	0,5 mm	0,5 mm	0,5 mm		
		7989/8	0,8 mm	0,8 mm	0,8 mm	0,8 mm		
Δ	26		Rosetta di rasamento sp.	Thrust washer	Rondelle d'épaulement	Anlaufscheibe	1	
		32070/30	0,3 mm	0,3 mm	0,3 mm	0,3 mm		
		32070/80	0,8 mm	0,8 mm	0,8 mm	0,8 mm		
		32070/100	1,0 mm	1,0 mm	1,0 mm	1,0 mm		
		32070/120	1,2 mm	1,2 mm	1,2 mm	1,2 mm		
Δ	27	36441	Anello int. per cusc. a rullini	Inner spacer, needle bearing	Bague	Ring	1	
Δ	28	33424	Pignone uscita cambio Z = 13 (di serie)	Drive sprocket Z = 13 (standard)	Pignon Z = 13 (standard)	Ritzel Z = 13 (in serie)	1	
•		33427	Pignone uscita cambio Z = 12	Drive sprocket Z = 12	Pignon Z = 12	Ritzel Z = 12	1	
Δ		33425	Pignone uscita cambio Z = 14	Drive sprocket Z = 14	Pignon Z = 14	Ritzel Z = 14	1	
□		33426	Pignone uscita cambio Z = 15	Drive sproket Z = 15	Plaque Z = 15	Ritzel Z = 15	1	
Δ	29	31743	Piastrina	Plate	Plaque	Platte	1	

N° CATALOGO - CATALOG No. - Nr. CATALOGUE - KATALOG Nr.: 38261 PAGINA EMESSA Aprile '83 - PAGE IUSSED April '83 - PAGE IMPRIME Avril '83 - SEITE HERAUSGEGEBEN April '83

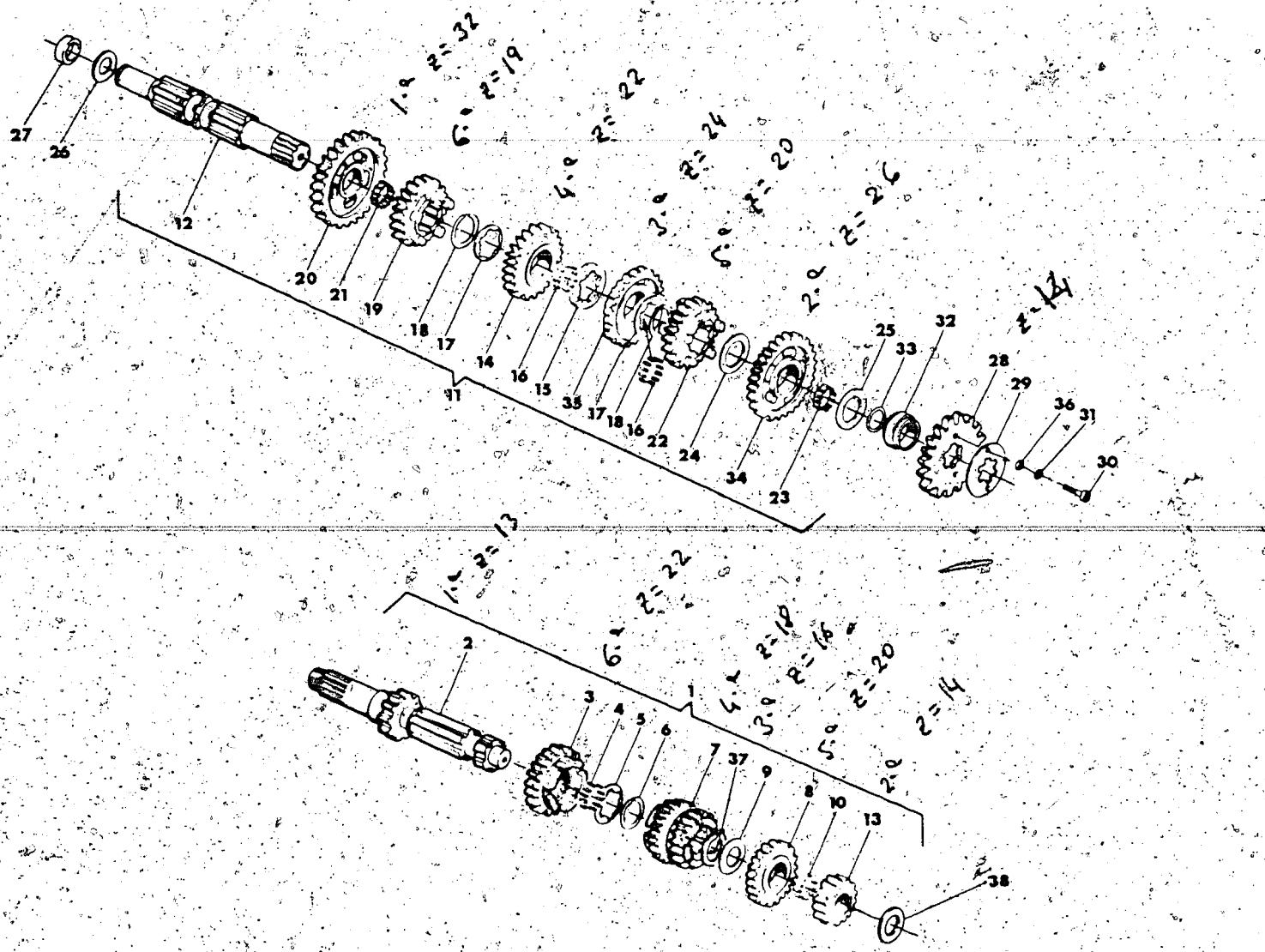

Note Notes Notes Marke	Index No. Pos. N.	Code N. Nr. Code N. Cod Code Nr.	DENOMINAZIONE	NAME	DESIGNATION	BESHREIBUNG	Q.ty Q.tà Q.te M.ge	Validity Validità Validité Gültig
Δ	30	N2482-G22	Vite	Screw	Vis	Schraube	2	
Δ	31	N15535-G22	Rosetta elastica	Spring washer	Rondelle élastique	federscheibe	2	
Δ	32	33303	Distanziale	Spacer	Entretoise	Distanzstück	1	
Δ	33	19789	Anello OR	«O» Ring	Joint «O»	«O» Ting	1	
Δ	34	32927	Ingran. 2ª vel. A.S. - Z=26	Gear. counter shaft 2nd - Z=26	Pignon 2ème A.S. - Z=26	Stirnrad 2 N.W. - Z=26	1	
Δ	35	37228	Ingran. 3ª vel. A.S. Z=24	Gear. counter shaft 3rd - Z=24	Pignon 3ème A.S. - Z=24	Stirnrad 3 N.W. - Z=24	1	
Δ	36	N15503-G22	Rosetta piana	Washer	Rondelle	Scheibe	2	
Δ	37	31768	Anello Seeger	Circlip	Bague d'arrete	Federring	1	
□	38		Rosetta di rasamento sp.	Thrust washer	Rondelle d'epaulement	Anlaufscheibe	1	
		38110/3	0,3 mm	0,3 mm	0,3 mm	0,3 mm		
		38110/8	0,8 mm	0,8 mm	0,8 mm	0,8 mm		
		38110/9	0,9 mm	0,9 mm	0,9 mm	0,9 mm		
		38110/10	1,0 mm	1,0 mm	1,0 mm	1,0 mm		
		38110/11	1,1 mm	1,1 mm	1,1 mm	1,1 mm		
•			Rosetta di rasamento sp.	Thrust washer	Rondelle d'epaulement	Anlaufscheibe	1	
		13332/30	0,3 mm	0,3 mm	0,3 mm	0,3 mm		
		13332/80	0,8 mm	0,8 mm	0,8 mm	0,8 mm		
		13332/100	1,0 mm	1,0 mm	1,0 mm	1,0 mm		

N° CATALOGO - CATALOG No. - Nr. CATALOGUE - KATALOG Nr.: 38261 PAGINA EMESSA Aprile '83 - PAGE IUSSED April '83 - PAGE IMPRIMÉE Avril '83 - SEITE HERAUSGEGEBEN April '83

COMANDO CAMBIO
SHIFTER
COMMANDE DE VITESSE
GANGSCHALTUNG

DRAWING-TAVOLA
TABLE-BILD

9

WRX 125/250

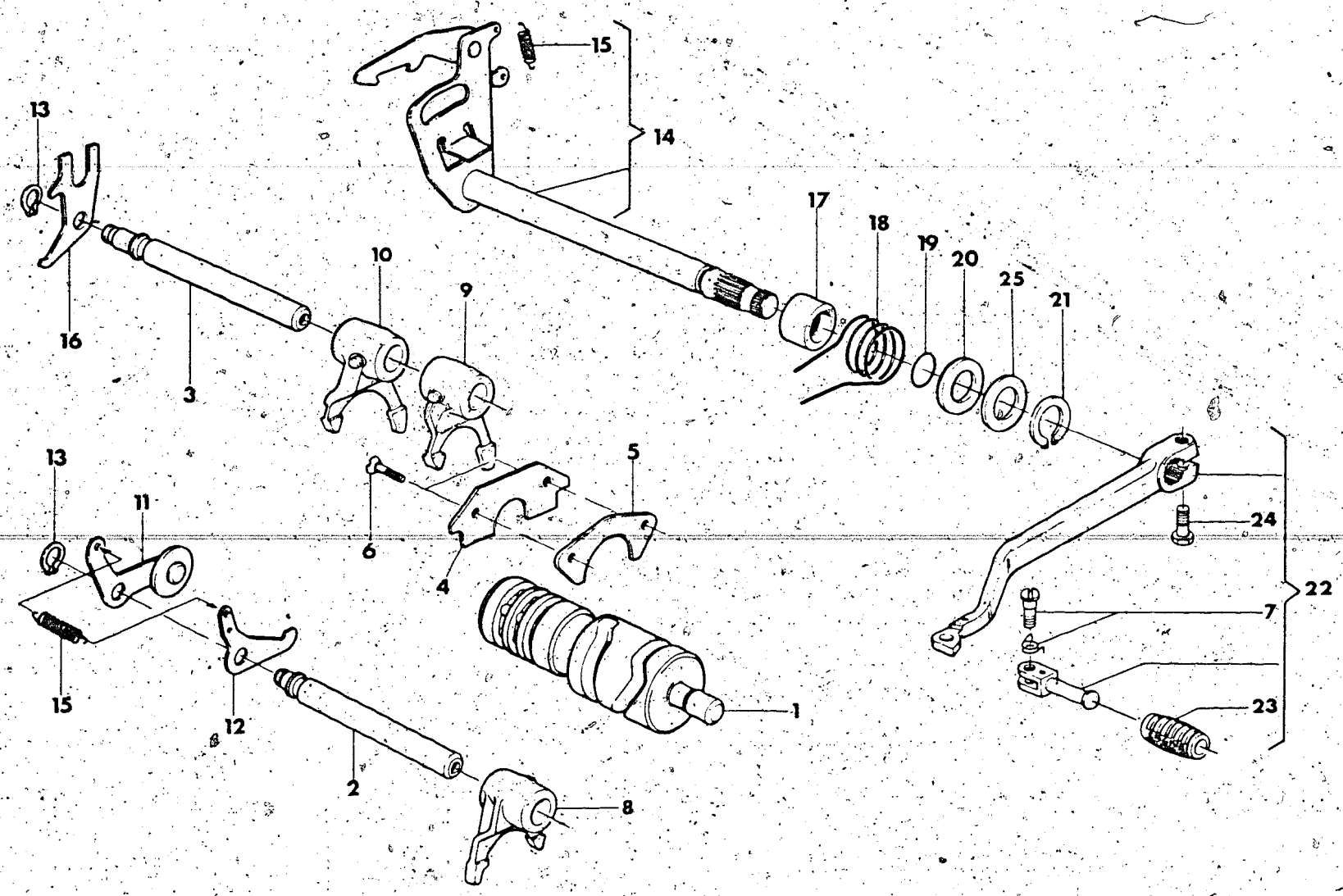

Note Notes Notes Marke	Index No. Pos. N.	Code N. Nr. Code N. Cod Code Nr.	DENOMINAZIONE	NAME	DESIGNATION	BESHREIBUNG	Q.ty Q.ta Q.te Menge	Validity Validità Validité Gültig
Δ	1	31774	Albero com. forcelle	Gear shifter cam	Levier de commande	Schaltwalze	1	
•	2	31776	Perno forcella quinta e sesta vel.	Pin	Pivot	Stift	1	
□		24838	Perno forcella quinta e sesta vel.	Pin	Pivot	Stift	1	
•	3	31777	Perno forcella prima, seconda, terza, quarta velocità	Pin	Pivot	Stift	1	
□		24839	Perno forcella prima, seconda, terza, quarta velocità	Pin	Pivot	Stift	1	
Δ	4	24840	Piastrina di ritegno	Plate	Plaque	Platte	1	
Δ	5	24841/2	Piastrina di rasamento Sp. 0,2 mm	Plate 0,2 mm	Plaque 0,2 mm	Platte 0,2 mm	3	
		24841/3	Piastrina di rasamento Sp. 0,3 mm	Plate 0,3 mm	Plaque 0,3 mm	Platte 0,3 mm	3	
Δ	6	N3834-G22	Vite	Screw	Vis	Schraube	2	
Δ	7	29862	Perno con molla	Pin with spring	Pivot avec ressort	Stift mit feder	1	
Δ	8	27158	Forcella com. ingr. quinta e sesta vel. A.P.	Fork, 5th and 6th mainshaft	Fourchette 5ème et 6ème arbre primaire	Gabel 5.6 A.W.	1	
Δ	9	35119	Forcella com. ingr. seconda e terza vel. A.S.	Fork, 2nd and 3rd countershaft	Fourchette 2ème et 3ème arbre secondaire	Gabel 2.3 N.W.	1	
Δ	10	26134	Forcella com. ingr. prima e quarta vel. A.S.	Fork 1st and 4th countershaft	Fourchette 1ème et 4ème arbre secondaire	Gabel 1.4 N.W.	1	
Δ	11	34035	Saltarello fissa marce	Pawl	Cliquet	Sturmhaken	1	
Δ	12	24849	Saltarello fissa folle	Pawl	Cliquet	Sturmhaken	1	
Δ	13	21375	Anello elastico	Circlip	Bague d'arret	Federring	2	
Δ	14	33014	Ass. selettore	Shifter	Selecteur	Schaltwelle	1	
Δ	15	27103	Molla	Spring	Ressort	feder	2	
Δ	16	24856	Piastrina di fermo	Plate	Plaque	Platte	1	
Δ	17	24857	Bussola	Bushing	Douille	Buchse	1	
Δ	18	24858	Molla selettore	Spring	Ressort	Feder	1	
Δ	19	25082	Anello torico	«O» Ring	Joint «O»	O-Ring	1	
Δ	20	15992	Rosetta piana	Washer	Rondelle	Abstandsring	1	
Δ	21	N21203-G22	Anello elastico	Circlip	Bague d'arret	Federring	1	
Δ	22	32620	Assieme leva com. cambio	Shift lever assy	Pedale compl.	Fussschalthebel Kpl.	1	
Δ	23	29861	Manicotto	Pedal rubber	Manchon	Gummimuffe Kpl.	1	
Δ	24	N1081-G22	Vite	Screw	Vis	Schraube	1	
Δ	25*	1049/6	Rosetta piana	Washer	Rondelle	Scheibe	1	

*: Se necessaria.
*: If necessary.
*: Si necessarie.
*: Nötig.

N° CATALOGO - CATALOG No. - Nr. CATALOGUE - KATALOG Nr. 38261 PAGINA EMESSA Aprile '83 - PAGE ISSUED April '83 - PAGE IMPRIME Avril '83 - SEITE HERAUSGEGEBEN April '83

CARBURATORE
CARBURETOR
CARBURATEUR
VERGASER

DRAWING-TAVOLA
TABLE-BILD

11

WRX 125

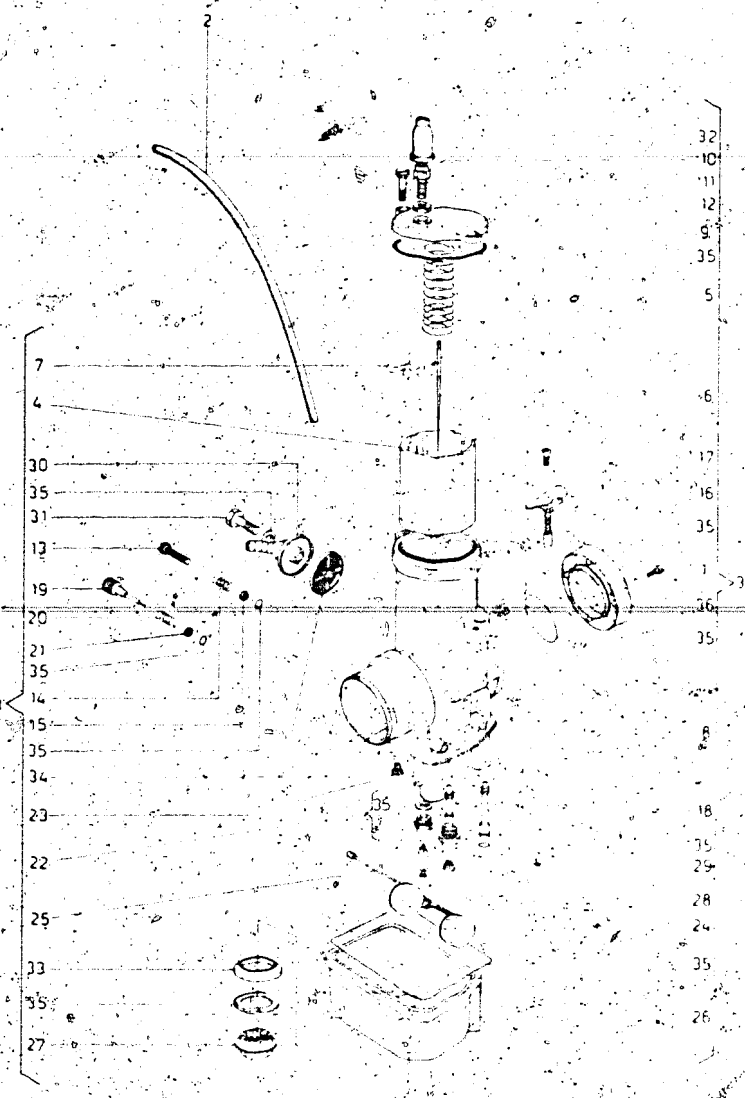

Note Notes Notes Marke	Index No Pos. N	Code N Nr. Code N Cod Code Nr.	DENOMINAZIONE	NAME	DESIGNATION	BESHREIBUNG	Q ty Q tà Q te M ge	Validity Validità Validité Gültig
□	1	32860	Vite	Screw	Vis	Schraube	2	
□	2	29042	Tubetto sfiato	Pipe	Tuyau	Rohr	2	
□	3	36293	Carburatore	Carburetor	Carburateur	Vergaser		
			Dell'Orto PHBE 34RD	Dell'Orto PHBE 34RD	Dell'Orto PHBE 34RD	Dell'Orto PHBE 34RD	1	
□	4	27912/40	Valvola gas da 40	Throttle 40	Soupape 40	Ventil 40	1	
□	5	22466	Molla	Spring	Ressort	Feder	1	
□	6	27910/9	Spillo conico K9	Needle valve K9	Epingle K9	Nadeleinsate K9	1	
□	7	23979	Fermaglio	Retainer	Arret	Aufhalter	1	
□	8	29452/258	Polverizzatore AR 258	Nozzle AR 258	Pulverisateur AR 258	DuseAR 258	1	
□	9	32853	Coperchio	Cover	Couvercle	Deckel	1	
□	10	23981	Vite	Screw	Vis	Schraube	2	
□	11	4103	Vite tendifilo	Screw	Vis	Schraube	1	
□	12	4104	Dado	Nut	Ecrou	Mutter	1	
□	13	12029	Vite regolaz. valvola gas	Screw	Vis	Schraube	1	
□	14	12030	Molla	Spring	Ressort	Feder	1	
□	15	23983	Rondella	Washer	Rondelle	Scheibe	1	
□	16	32850	Dispositivo avviamento	Starting device	Dispositif de démarrage	Startvorrichtung	1	
□	17	32855	Vite	Screw	Vis	Schraube	1	
□	18	12032/70	Getto avviamento da 70	Idling jet 70	Gicleur 70	Vergaserduse 70	1	
□	19	12033	Vite regolazione miscela	Screw	Vis	Schraube	1	
□	20	12034	Molla	Spring	Ressort	Feder	1	
□	21	23985	Rondella	Washer	Rondelle	Scheibe	1	
□	22	30794	Gruppo spillo chiusura benzina	Needle valve	Epingle	Nadeleinsate	1	
□	23	5761/58	Getto minimo da 58	Idling jet 58	Gicleur 58	Vergaserduse 58	1	
□	24	34128/10	Galleggiante gr. 10	Float gr. 10	Flotteur gr. 10	Schwimmer gr. 10	2	
□	25	32867	Perno	Pin	Pivot	Stift	1	
□	26	36500	Corpo vaschetta	Body	Corp	Korper	1	
□	27	33211	Tappo vaschetta	Plug	Bouchon	Verchluss	1	
□	28	12041/175	Getto max. da 175 (di serie)	Idling jet 175 (standard)	Gicleur 175 (en serie)	Vergaserduse 175 (in serie)	1	
		12041/172	Getto max. da 172	Idling jet 172	Gicleur 172	Vergaserduse 172	1	
		12041/178	Getto max. da 178	Idling jet 178	Gicleur 178	Vergaserduse 178	1	

N° CATALOGO - CATALOG No. - Nr. CATALOGUE - KATALOG Nr.: 38261 PAGINA EMESSA Aprile '83 - PAGE ISSUED April '83 - PAGE IMPRIME Avril '83 - SEITE HERAUSGEGEBEN April '83

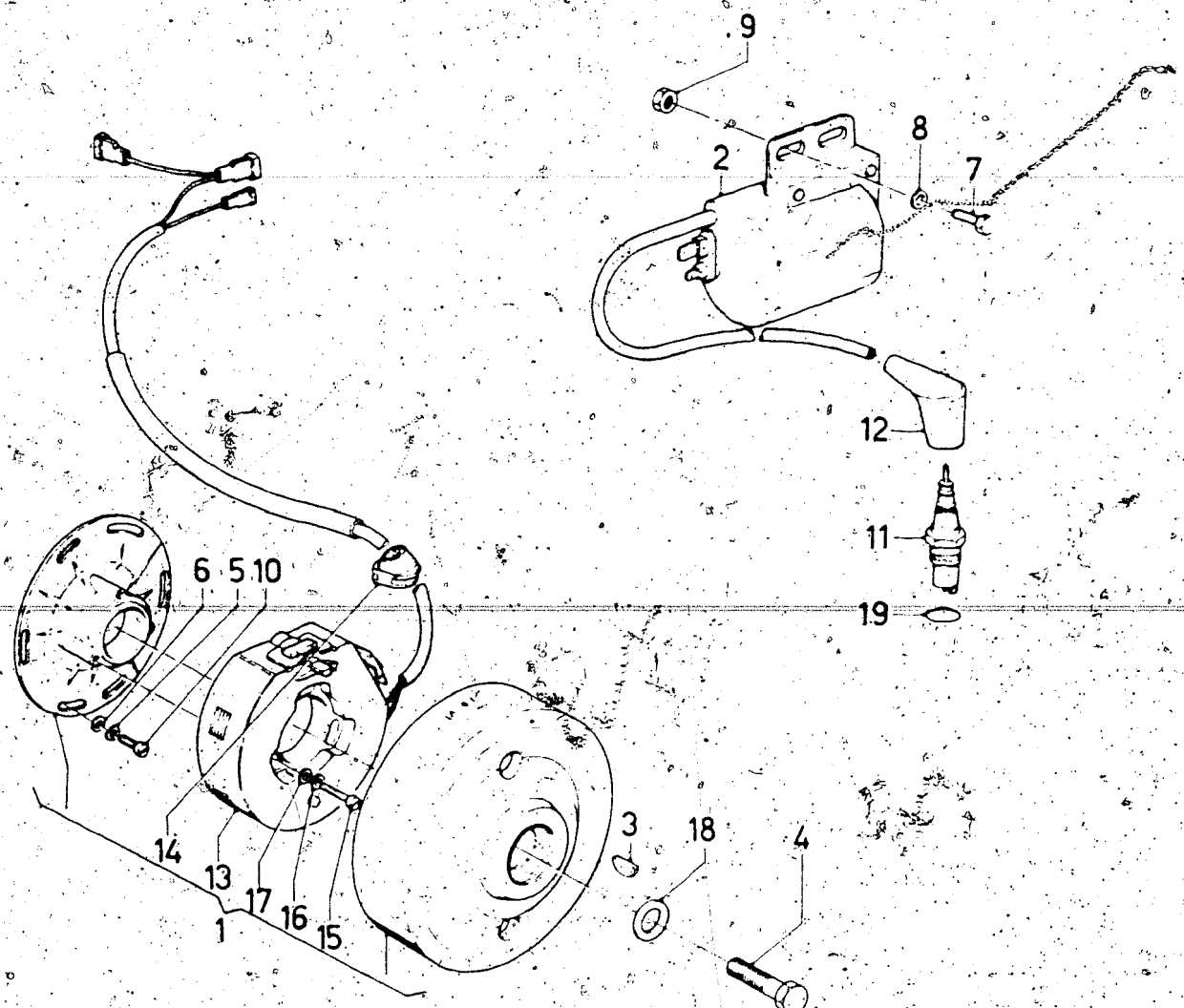

Note Notes Notes Marke	Index No Pos. N	Code N Nr Code N Cod Code Nr	DENOMINAZIONE	NAME	DESIGNATION	BESHREIBUNG	Q ty Q tà Q te M ge	Validity Validità Validité Gültig
Δ	1	37319	Volano elettronico	Fly wheel magneto	Volant	Schwungmagnetzünder	1	
Δ	2	27783/1	Bobina centralina	Ignition module	Centrale electr.	Elektr. zentrale	1	
Δ	3	N21002	Linguetta americana	Key	Clavette	Keil	1	
Δ	4	33390	Vite fiss. rotore	Screw	Vis	Schraube	1	
Δ	5	N15766-G22	Rosetta elastica	Lock washer	Rondelle élastique	Federscheibe	3	
Δ	6	N15503-G22	Rosetta piana	Washer	Rondelle	Scheibe	3	
Δ	7	N1079-G22	Vite fiss. bobina	Screw	Vis	Schraube	2	
Δ	8	2709	Rosetta piana	Washer	Rondelle	Scheibe	2	
Δ	9	14868	Dado frenato	Nut	Ecrou	Mutter	2	
Δ	10	N2899-G22	Vite	Screw	Vis	Schraube	3	
□	11	30908	Candela «M. MARELLI»	Spark «M. MARELLI»	Bougie «M. MARELLI»	Zündung Kerze «M. MARELLI»		
			CWP 11 L	CWP 11 L	CWP 11 L	CWP 11 L	1	
Δ		32217	Candela «CHAMPION»	Spark «CHAMPION»	Bougie «CHAMPION»	Zunguag Kerze «CHAMPION»		
			N 84 G	N 84 G	N 84 G	N 84 G	1	
Δ	12	23158	Pipetta candela	Cap	Capouchon	Kappe	1	
Δ		26548	Pipetta candela schermata (D, CH, F)	Cap (D, CH, F)	Capouchon (D, CH, F)	Kappe (D, CH, F)	1	
Δ	13	37320	Statore	Stator	Stator	Stator	1	
Δ	14	7051	Passacavo	Grommet	Guide câble	Kabelführung	1	
Δ	15	N7558-G22	Vite	Screw	Vis	Schraube	3	
Δ	16	N15776-G22	Rosetta	Washer	Rondelle	Scheibe	3	
Δ	17	N15502-G22	Rosetta piana	Washer	Rondelle	Scheibe	3	
Δ	18	31376	Rosetta piana	Washer	Rondelle	Scheibe	1	
Δ	19	35307	Guarnizione OR	«O» Ring	Joint «O»	O-Ring	1	

N° CATALOGO - CATALOG No. - Nr. CATALOGUE - KATALOG Nr.: 38261 PAGINA EMESSA Aprile '83 - PAGE ISSUED April '83 - PAGE IMPRIME Avril '83 - SEITE HERAUSGEGEBEN April '83

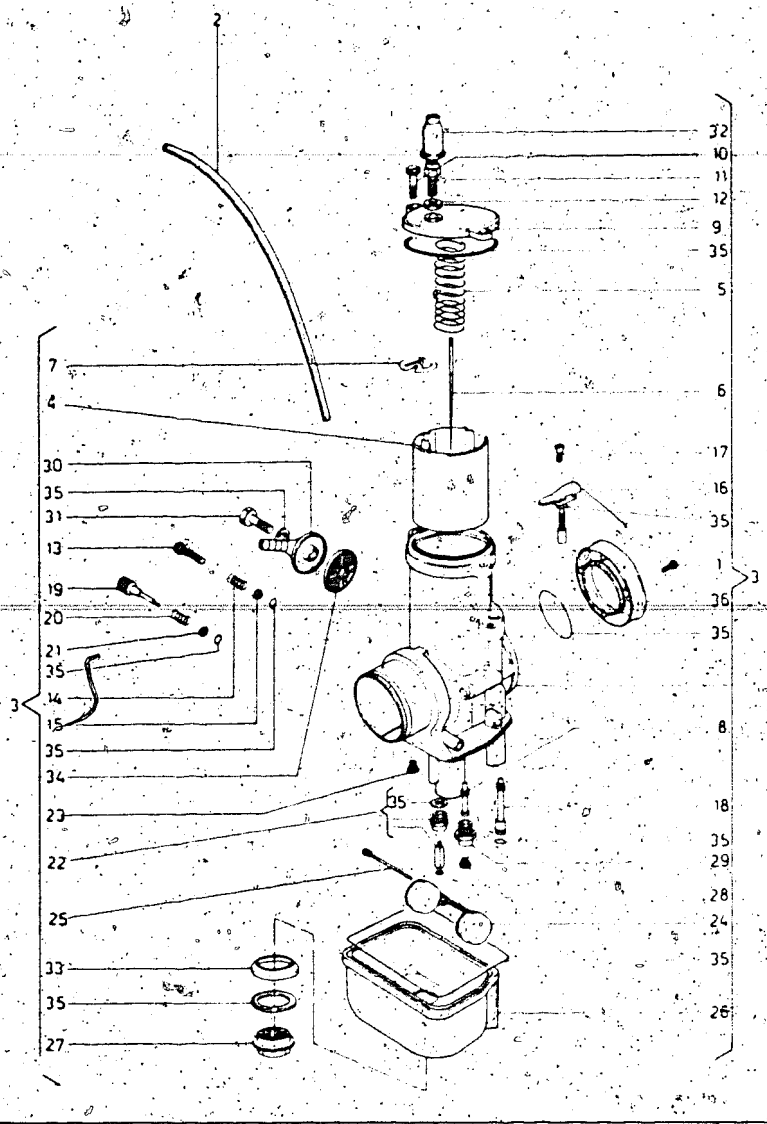

Note Notes Notes Marke	Index No. Pos. N	Code N. Nr. Code N. Cod Code Nr.	DENOMINAZIONE	NAME	DESIGNATION	BESHREIBUNG	Q.ty Q.tà Q.te M.ge	Validity Validità Validité Gültig
☐	29	23990	Portagetto del massimo	Support jet	Support	Halter	1	
☐	30	12046	Pipetta tubo benzina	Union	Raccord	Anschluss	1	
☐	31	12048	Vite	Screw	Vis	Schraube	1	
☐	32	12451	Cappuccio	Cap	Capuchon	Kappe	1	
☐	33	32866	Scodellino	Cup	Cuvette	Teller	1	
☐	34	12045	Filtro benzina	Filter	Filtre	Filter	1	
☐	35	32861	Gruppo guarnizioni	Gaskets assy	Joint compl.	Dichtung Kpl.	1	
☐	36	32859	Cornetto d'aspirazione	Air box horn	Corne d'aspiration	Ansaugenhörnchen	1	

N° CATALOGO - CATALOG No. - Nr. CATALOGUE - KATALOG Nr.: 38261 PAGINA EMESSA Aprile '83 - PAGE ISSUED April '83 - PAGE EMISE Avril '83 - SEITE HERAUSGEGEBEN April '83

CARBURATORE
CARBURETOR
CARBURATEUR
VERGASER

DRAWING-TAVOLA
TABLE-BILD

11A

WRX 250

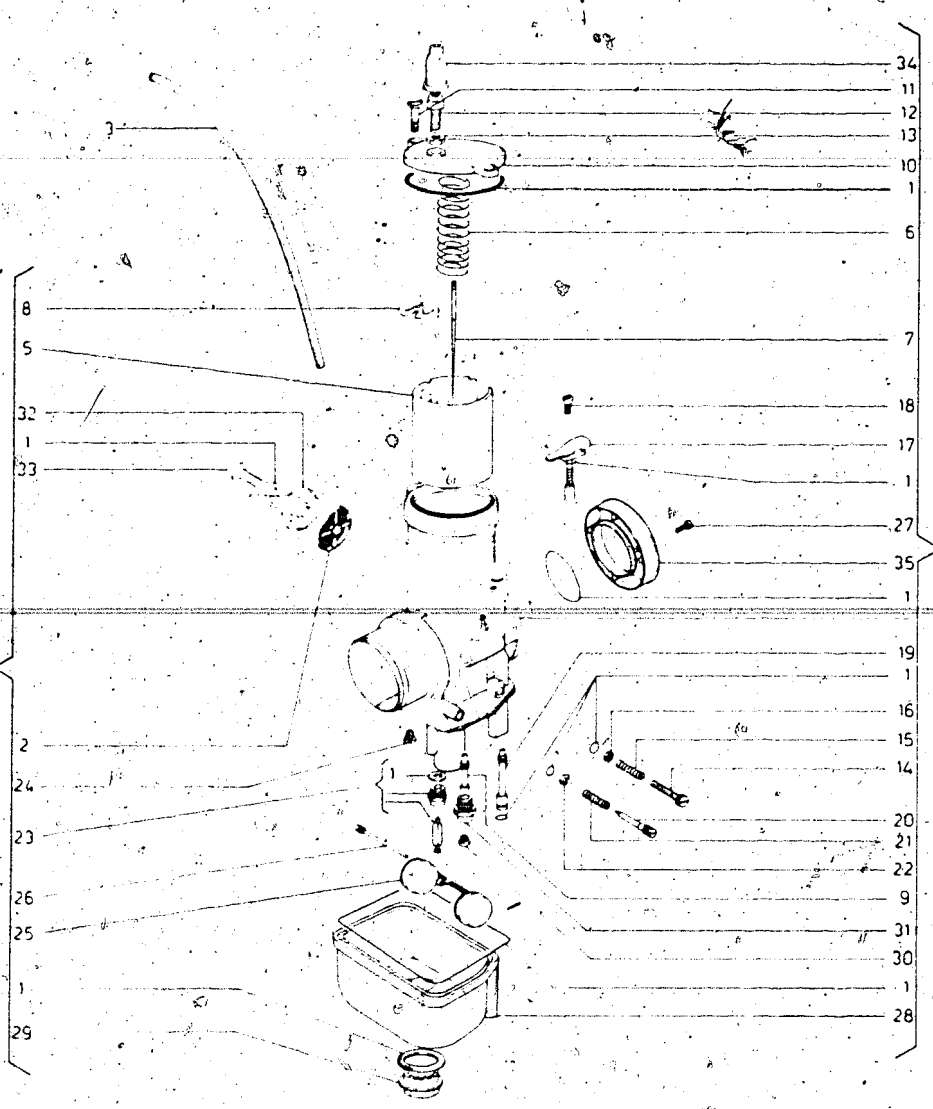

Note Notes Notes Marke	Index No Pos N.	Code N Nr. Code N. Cod. Code Nr.	DENOMINAZIONE	NAME	DESIGNATION	BESHREIBUNG	Q ty Q tà Q te M ge	Validity Validità Validité Gültig
•	1	32861	Gruppo guarnizioni	Gaskets assy	Joint compl.	Dichtung Kpl.	1	
•	2	12045	Filtro benzina	Filter	Filtre	Filter	1	
•	3	29042	Tubetto sfiato	Pipe	Tuyau	Rohr	2	
•	4	36294	Carburatore Dell'Orto PHBE 36HS	Carburetor Dell'Orto PHBE 36HS	Carburator Dell'Orto PHBE 36HS	Vergaser Dell'Orto PHBE 36HS	1	
•	5	27912/50	Valvola gas da 50	Throttle 50	Soupape 50	Ventil 50	1	
•	6	22466	Molla	Spring	Ressort	Feder	1	
•	7	27910/4	Spillo conico K4	Needle valve K4	Epingle K4	Nadeleinsate K4	1	
•	8	23979	Fermaglio	Retainer	Arret	Aufhalter	1	
•	9	29452/258	Polverizzatore AR 258	Nozzle AR 258	Pulverisateur AR 258	Duse AR 258	1	
•	10	32853	Coperchio	Cover	Couvercle	Deckel	1	
•	11	23981	Vite	Screw	Vis	Schraube	2	
•	12	4103	Vite tendifilo	Screw	Vis	Schraube	1	
•	13	4104	Dado	Nut	Ecrou	Mutter	1	
•	14	12029	Vite regolaz. valvola gas	Screw	Vis	Schraube	1	
•	15	12030	Molla	Spring	Ressort	Feder	1	
•	16	23983	Rondella	Washer	Rondelle	Scheibe	1	
•	17	32854	Dispositivo avviamento	Starting device	Dispositivi de démarrage	Startvorrichtung	1	
•	18	32855	Vite	Screw	Vis	Schraube	1	
•	19	12032/70	Getto avviamento da 70	Idling jet 70	Gicleur 70	Vergaserduse 70	1	
•	20	12033	Vite regolazione miscela	Screw	Vis	Schraube	1	
•	21	12034	Molla	Spring	Ressort	Feder	1	
•	22	23985	Rondella	Washer	Rondelle	Scheibe	1	
•	23	30794	Gruppo spillo chiusura benzina	Float valve	Pointeau du flotteur	Schwimmernadelventil	1	
•	24	5761/58	Getto minimo da 58	Idling jet 58	Gicleur 58	Vergaserduse 58	1	
•	25	34128/14	Galleggiante gr. 14	Float gr. 14	Flotteur gr. 14	Schwimmer gr. 14	1	
•	26	32867	Perno	Pin	pivot	Stift	1	
•	27	32860	Vite	Screw	Vis	Schraube	2	
•	28	36500	Corpo vaschetta	Body	Corp	Korper	1	
•	29	33211	Tappo vaschetta	Plug	Bouchon	Verchluss	1	
•	30	12041/185	Getto max. da 185 (di serie)	Idling jet 185 (standard)	Gicleur 185 (en serie)	Vergaserduse 185 (in serie)	1	
		12041/182	Getto max. da 182	Idling jet 182	Gicleur 182	Vergaserduse 182	1	
		12041/188	Getto max. da 188	Idling jet 188	Gicleur 188	Vergaserduse 188	1	
•	31	23990	Portagetto del massimo	Support jet	Support	Halter	1	
•	32	12046	Pipetta tubo benzina	Inlet elbow	Tuyau de raccord	Zulaufdeckel	1	
•	33	12048	Vite	Screw	Vis	Schraube	1	
•	34	12451	Cappuccio	Cap	Capuchon	Kappe	1	
•	35	32859	Cornetto d'aspirazione	Horn	Corne	Hörnchen	1	

N° CATALOGO - CATALOG No. - Nr. CATALOGUE - KATALOG Nr.: 38261 PAGINA EMESSA Aprile '83 - PAGE ISSUED April '83 - PAGE ÜSSED April '83 - PAGE IMPRIME Avril '83

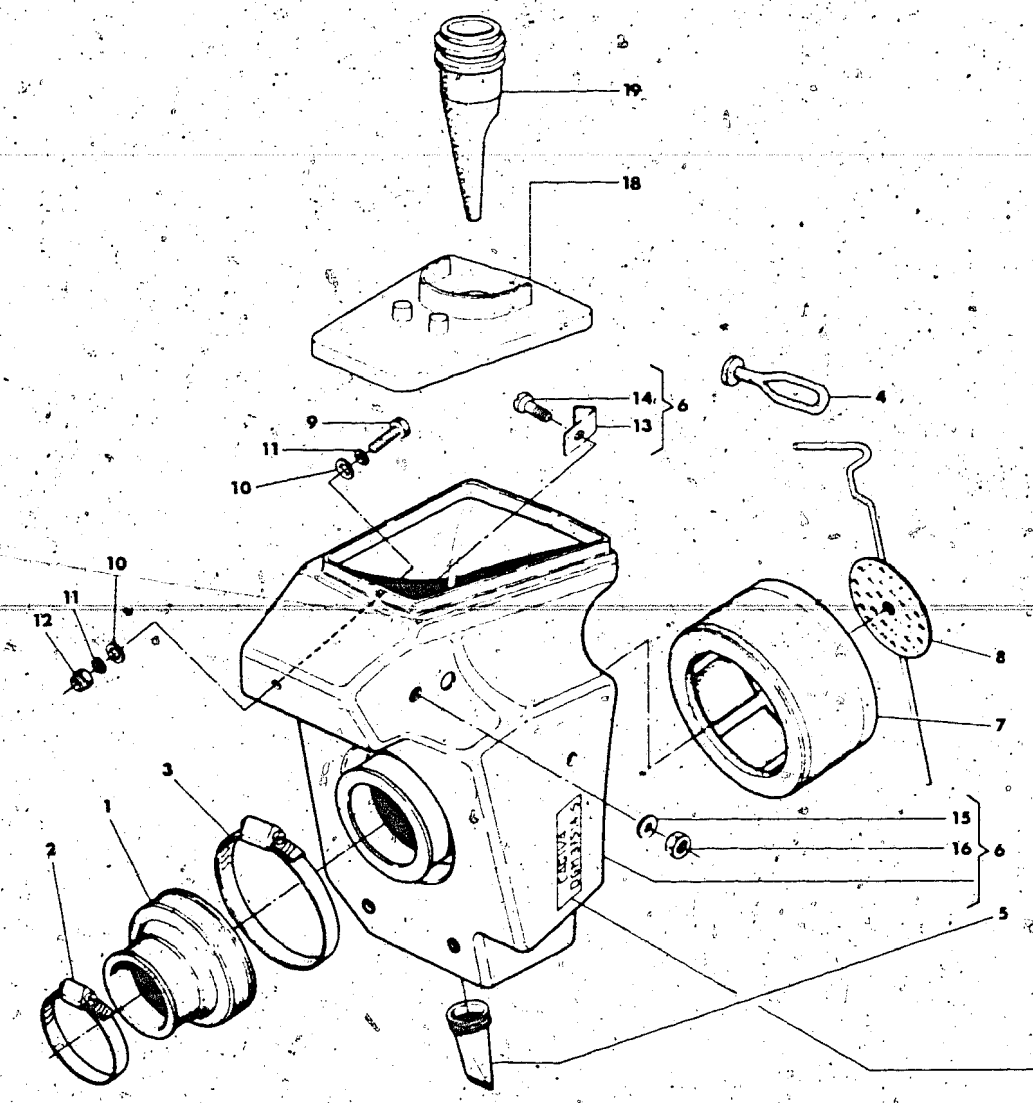

Note Notes Notes Marke	Index No Pos N	Code N Nr Code N Cod Code Nr	DENOMINAZIONE	NAME	DESIGNATION	BESHREIBUNG	Q ty Q tà Q te M ge	Validity Validità Validité Gultig
☐	1	31992	Manicotto	Boot	Manchon	Muffe	1	
☐	2	27522	Fascetta	Clamp	Collier	Schelle	1	
☐	3	32035	Fascetta	Clamp	Collier	Schelle	1	
☐	4	31981	Attacco elastico	Spring connection	Connexion élastique	Elastisherbefestigung	2	
☐	5	32531	Valvola scarico	Valve	Soupape	Ventil	1	
☐	6	32034	Scatola filtro	Air box	Boite pour filtre	Gehause	1	
☐	7	32037	Filtro aria	Air cleaner	Filtre à air	Luftfilter	1	
☐	8	32015	Staffa	Stirrup	Étrier	Strippe	1	
☐	9	N1083-G22	Vite	Screw	Vis	Schraube	3	
☐	10	29797	Rosetta in gomma	Spring washer	Rondelle élastique	Gummischeibe	6	
☐	11	N15549-G22	Rosetta piana	Washer	Rondelle	Scheibe	6	
☐	12	N15193-G22	Dado frenato	Nut	Ecrou	Mutter	3	
☐	13	31477	Gancio	Hook	Crochet	Haken	3	
☐	14	N3481-G22	Vite	Screw	Vis	Schraube	1	
☐	15	N15502-G22	Rosetta piana	Washer	Rondelle	Scheibe	1	
☐	16	N15191-G22	Dado	Nut	Ecrou	Mutter	1	
☐	17	33755	Targhetta dati omolog	Plate	Plaquette	Platte	1	
☐	18	37341	Coperchio	Cover	Couvercle	Decket	1	
☐	19	33183	Bocchettone					

N° CATALOGO - CATALOG No. - Nr. CATALOGUE - KATALOG Nr.: 3828 / PAGINA EMESSA Aprile '83 - PAGE ISSUED April '83 - PAGE IMPRIMÉE Avril '83 - SEITE HERAUSGEGEBEN April '83

ASPIRAZIONE E FILTRO ARIA
AIR BOX AND FILTER
ASPIRATION ET FILTRS
ANSAUGEN UND FILTER

DRAWING-TAVOLA
TABLE-BILD

12A
WRX 250

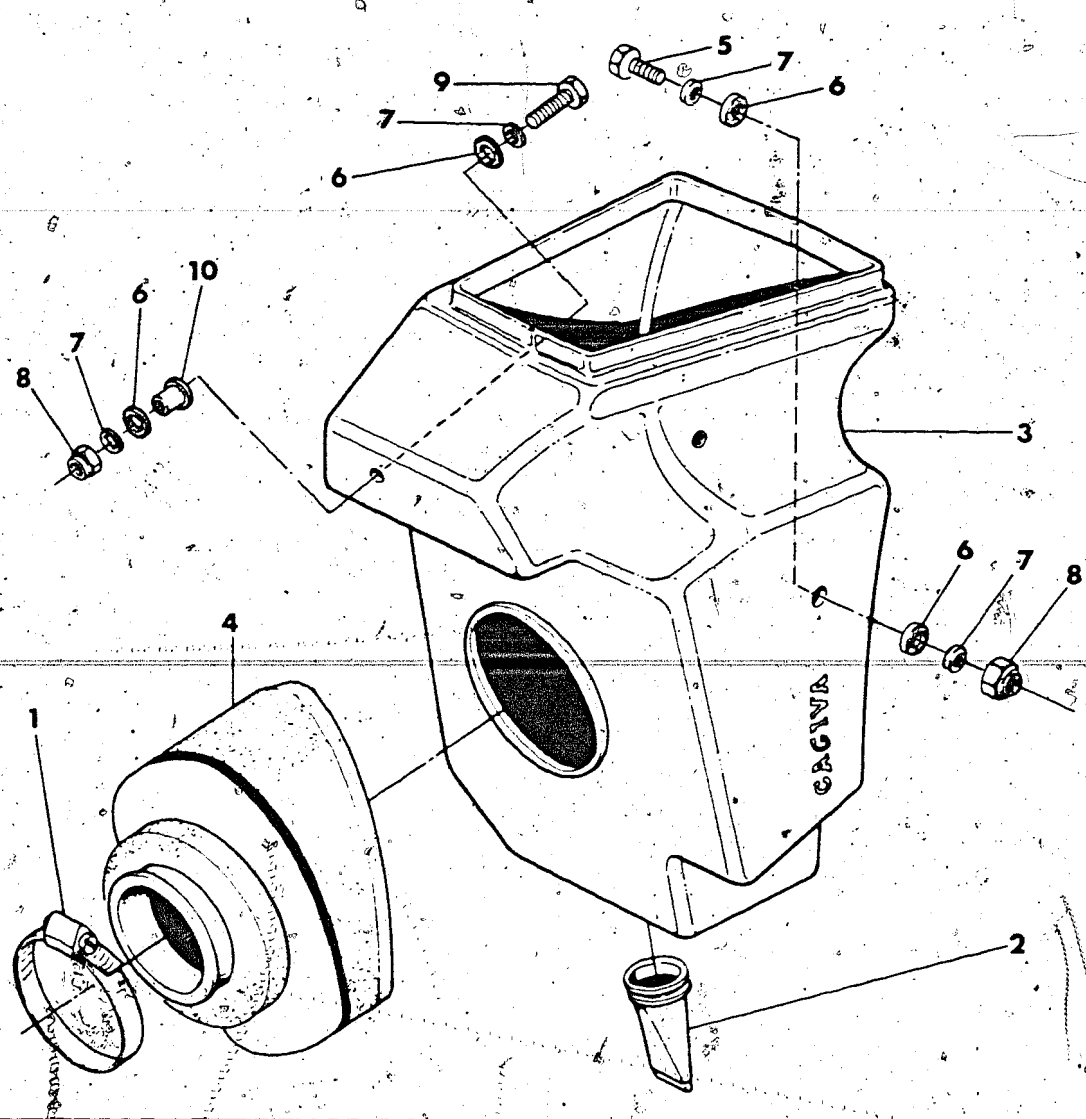

Note Notes Notes Marke	Index No. Pos. N.	Code N. Nr. Code N. Cod Code Nr.	DENOMINAZIONE	NAME	DESIGNATION	BESHREIBUNG	Q.ty Q.tà Q.te M.ge	Validity Validità Validité Gultig
•	1	27522	Fascetta fiss. filtro al carb.	Clamp	Collier	Schelle	1	
•	2	32531	Valvola per scarico	Throttle	Soupape	Ventil	1	
•	3	36475	Scatola filtro	Air box	Boite pour filtre	Gehause	1	
•	4	33751	Filtro aria	Air cleaner	Filtre à air	Luftfilter	1	
•	5	N1083-G22	Rosetta piana	Screw	Vis	Schraube	2	
•	6	29797	Rosetta in gomma	Washer	Rondelle	Scheibe	6	
•	7	N15549-G22	Rosetta pina	Wascher	Rondelle	Scheibe	6	
•	8	N15193-G22	Dado frenato	Nut	Ecrou	Mutter	3	
•	9	N1089-G22	Vite ant. fiss. scatola	Screw	Vis	Schraube	1	
•	10	36476	Distanziale ant.	Front spacer	Entretoise avant	Vorterdistanzstück	1	

N° CATALOGO - CATALOG No. - N° CATALOGUE - KATALOG NR. 38261 PAGINA EMESSA Aprile '83 PAGE ISSUED April '83 - PAGE IMPRIMÉ Avril '83 - SEITE HERAUSGEGEBEN April '83

TELAIO FRAME ASSEMBLY CHASSIS RAHMEN	DRAWING-TAVOLA TABLE-BILD	13 WRX 125/250

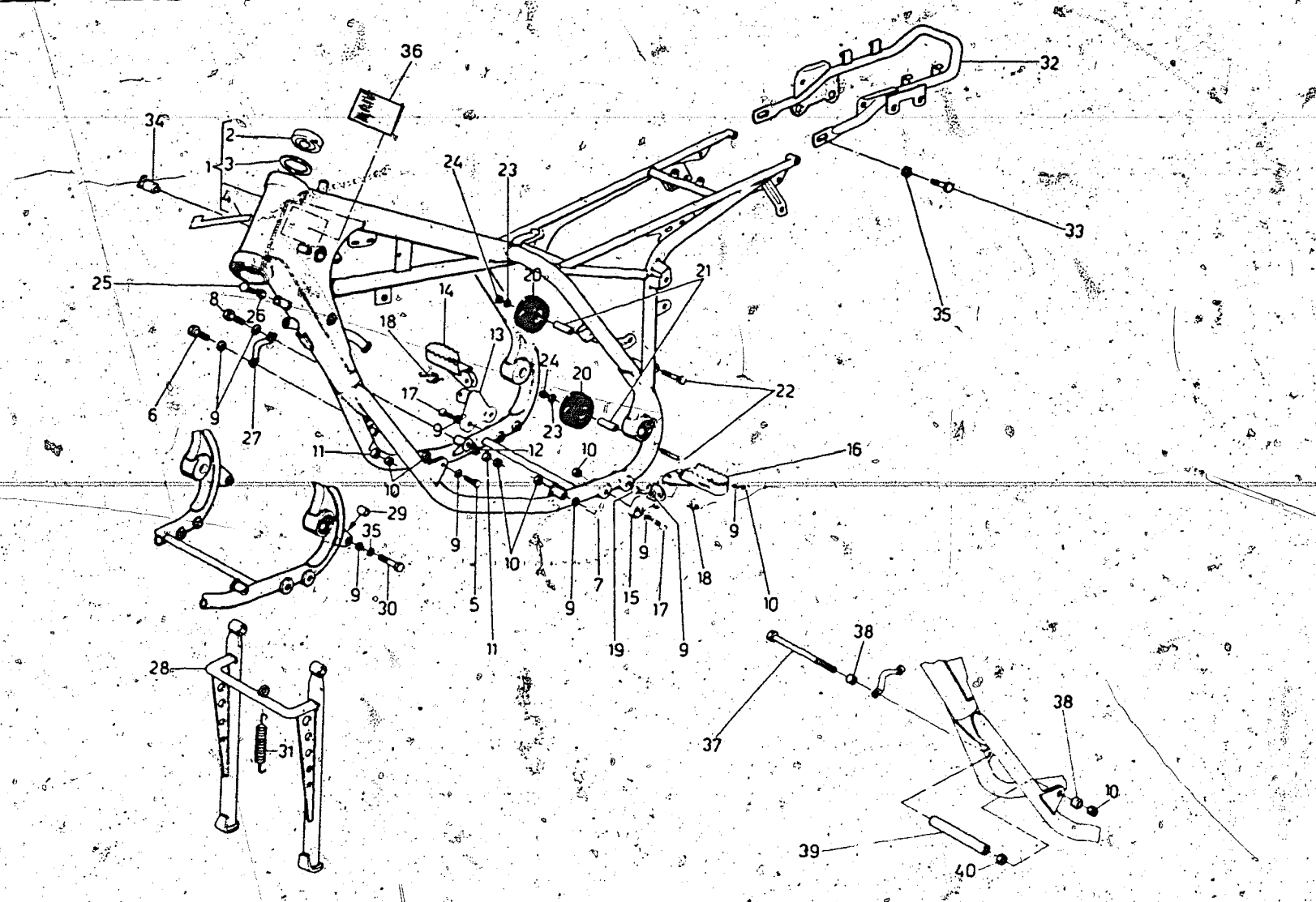

Note Notes Notes Marke	Index No. Pos. N.	Code N. Nr. Code N. Cod. Code Nr.	DENOMINAZIONE	NAME	DESIGNATION	BESHREIBUNG	Q.ty Q.tà Q.te M.ge	Validity Validità Validité Gultig
□	1	35209	Assieme telaio	Frame assy	Chassis compl.	Rahmen Kpl.	1	
•		38288	Assieme telaio	Frame assy	Chassis compl.	Rahmen Kpl.	1	
Δ	2	27143	Cuscinetto a rulli conici	Bearing	Roulement	Lager	2	
Δ	3	27143	Rondella di spallamento	Washer	Rondelle	Scheibe	2	
Δ	4	29912	Targhetta tubi	Plate	Plaque	Platte	1	
□	5	N1154-G22	Vite fiss. ant. sin. motore	Screw	Vis	Schraube	1	
□	6	N1156-G22	Vite fiss. ant. dex. motore	Screw	Vis	Schraube	1	
Δ	7	N1158-G22	Vite fiss. inf. sin. motore	Screw	Vis	Schraube	1	
Δ	8	N1162-G22	Vite fiss. inf. dex motore	Screw	Vis	Schraube	1	
Δ	9	N15506-G22	Rosetta piana	Washer	Rondelle	Scheibe	12	
Δ	10	14668	Dado frenato	Nut	Ecrou	Mutter	10	
Δ	11	32106/6	Distanziale lato destro sp. 6 mm	Spacer 6 mm	Entretoise 6 mm	Abstandsstuck 6 mm	2	
		32106/7	Distanziale lato destro sp. 7 mm	Spacer 7 mm	Entretoise 7 mm	Abstandsstuck 7 mm	2	
		32106/8	Distanziale lato destro sp. 8 mm	Spacer 8 mm	Entretoise 8 mm	Abstandsstuck 8 mm	2	
		32106/9	Distanziale lato destro sp. 9 mm	Spacer 9 mm	Entretoise 9 mm	Abstandsstuck 9 mm	2	
		32106/10	Distanziale lato destro sp. 10 mm	Spacer 10 mm	Entretoise 10 mm	Abstandsstuck 10 mm	2	
Δ	12*	26322/05	Rondella rasam. sp. 0,5 mm	Thrust washer 0,5 mm	Rondelle d'épaulement 0,5 mm	Anschlagsscheibe 0,5 mm	1	
Δ	13	32764	Supporto pedana destra	Support	Support	Lagerung	1	
Δ	14	32110	Pedana destra	R.H. foot-rest	Repose-pied A.	Fussraste R.	1	
Δ	15	32765	Supporto pedana sinistra	Support	Support	Lagerung	1	
Δ	16	32109	Pedana sinistra	L.H. foot-rest	Repose-pied D.	Fussraste R.	1	
Δ	17	32908	Vite fiss. supp. pedana	Screw	Vis	Schraube	4	
Δ	18	32160	Molla richiamo pedana	Spring	Ressort	Feder	2	
Δ	19	32161	Vite fiss. pedana	Screw	Vis	Schraube	2	
Δ	20	33177	Rullo tendicatena	Roll	Roleau	Rolle	2	
Δ	21	30045	Distanziale	Spacer	Entretoise	Abstandsstuck	2	
Δ	22	N1096-G22	Vite	Screw	Vis	Schraube	2	
Δ	23	22271	Rosetta	Washer	Rondelle	Scheibe	2	
Δ	24	14868	Dado frenato	Nut	Ecrou	Mutter	2	
Δ	25	N1140-G22	Vite reg. limite sterzo	Screw	Vis	Schraube	2	
Δ	26	N15064-G22	Dado	Nut	Ecrou	Mutter	2	
Δ	27	33993	Protezione leva freno post.	Guard	Protection	Schute	1	
Δ	28	35515	Cavalletto centrale	Central stand	Bequille	Kipstander	1	
•		38644	Cavalletto centrale	Central stand	Bequille	Kipstander	1	
Δ	29	35517	Distanziale	Spacer	Entretoise	Distanzstück	2	
Δ	30	N1146-G22	Vite	Screw	Vis	Schraube	2	

N° CATALOGO - CATALOG No. - Nr. CATALOGUE - KATALOG Nr.: 38291 PAGINA EMESSA Aprile '83 - PAGE ISSUED April '83 - PAGE IUSSED April '83 - PAGE IMPRIME Avril '83

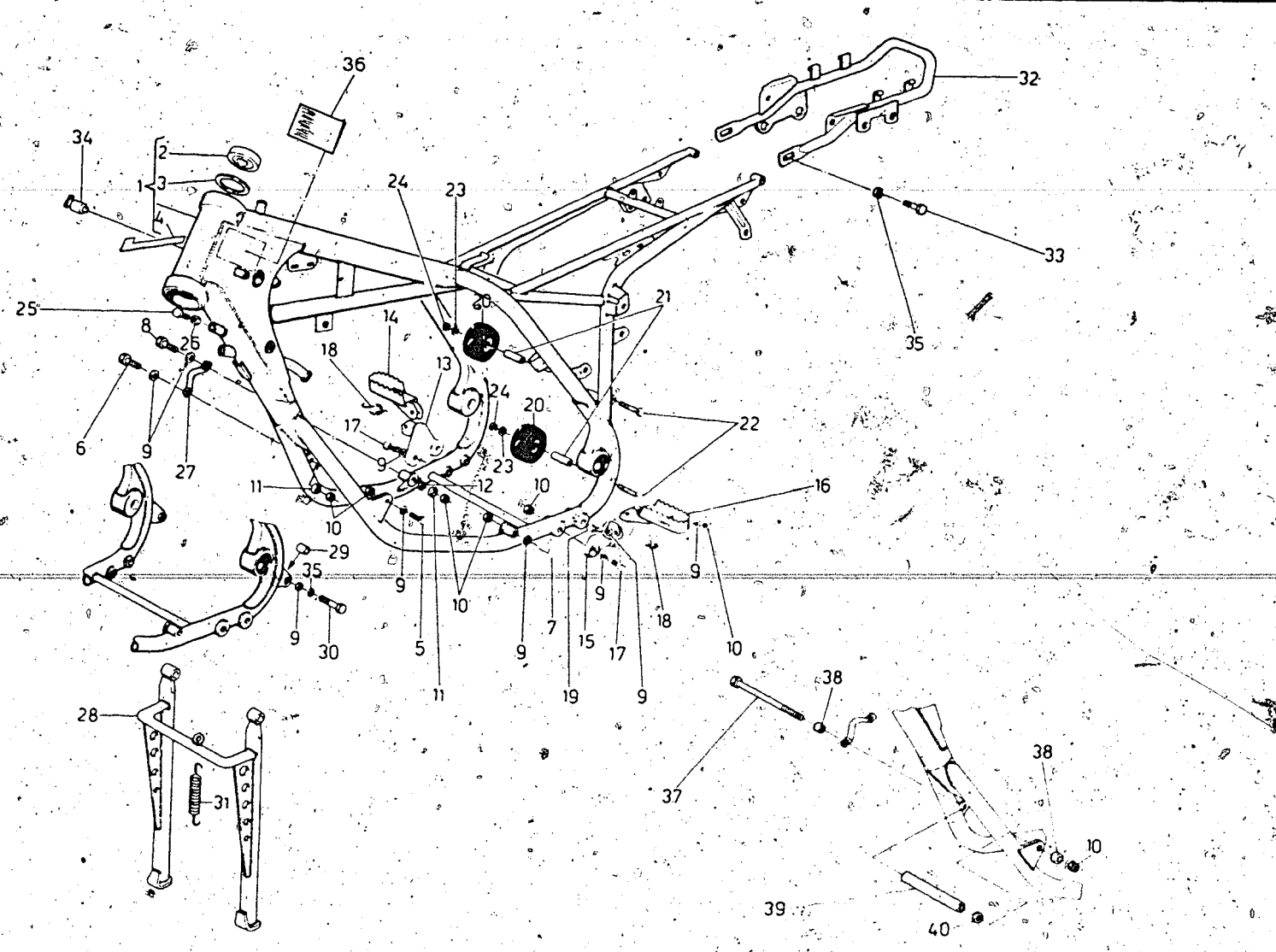

Note Notes Notes Marke	Index No. Pos. N.	Code N. Nr. Code N. Cod. Code Nr.	DENOMINAZIONE	NAME	DESIGNATION	BESHREIBUNG	Q.ty Q.tà Q.te M.ge	Validity Validità Validité Gultig
Δ	31	35518	Molla	Spring	Ressort	Feder	2	
Δ	32	36260	Archetto posteriore	Rear bow	Arc arrière	Hinterbogen	1	
□		34055	Archetto posteriore (D. CH)	Rear bow (D. CH)	Arc arrière (D. CH)	Hinterbogen (D. CH)	1	
Δ	33	N1137-G22	Vite	Screw	Vis	Schraube	2	
Δ	34	26498	Serratura antifurto	Steering head lock	Serrature anti-vol	Sicherheitschloss	1	
Δ	35	N15538-G22	Rosetta elastica	Spring washer	Rondelle élastique	Federscheibe	4	
Δ	36	28713	Targhetta identificazione (U.S.A.)	Trim (U.S.A.)	Decalcomanie (U.S.A.)	Streifen (U.S.A.)	1	
•	37	20063	Vite	Screw	Vis	Schraube	1	
•	38	32106/8	Distanziale sp. 8 mm	Spacer 8 mm.	Entretoise 8 mm.	Abstandsstuck 8 mm.	2	
•	39	36984	Distanziale interno	Spacer	Entretoise	Abstandsstuck	1	
•	40		Rosetta di rasamento sp.	Thrust washer	Rondelle d'epaulement	Anlaufscheibe	1	
		5893/2	0,2 mm	0,2 mm	0,2 mm	0,2 mm		
		5893/4	0,4 mm	0,4 mm	0,4 mm	0,4 mm		
		5893/6	0,6 mm	0,6 mm	0,6 mm	0,6 mm		
		5893/8	0,8 mm	0,8 mm	0,8 mm	0,8 mm		

• Se necessaria.
• If necessary.
• Si necessaire.
• Nötig.

N° CATALOGO - CATALOG No. - Nr. CATALOGUE - KATALOG Nr.: 38261 PAGINA EMESSA Aprile '83 - PAGE ISSUED April '83 - PAGE IMPRIME Avril '83 - SEITE HERAUSGEGEBEN April '83

SOSPENSIONE ANTERIORE
FRONT FORK ASSEMBLY
SUSPENSION AVANT
TELESKOPGABEL

DRAWING-TAVOLA
TABLE-BILD

14

WRX 125

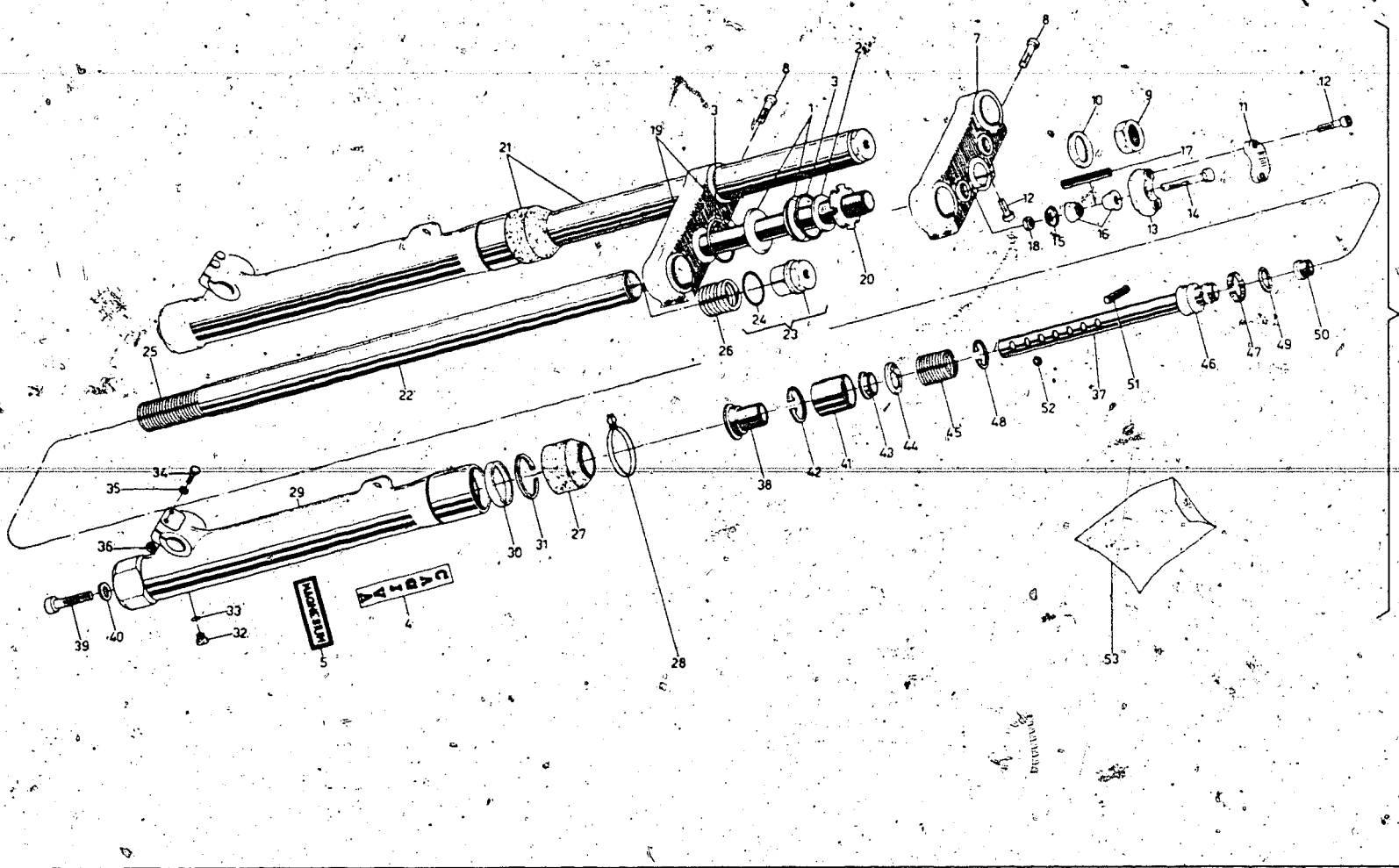

Note Notes Notes Marke	Index No. Pos. N.	Code N. Nr. Code N. Cod Code Nr.	DENOMINAZIONE	NAME	DESIGNATION	BESHREIBUNG	Q.ty Q.tà Q.te M.ge	Validity Validità Validité Gultig
☐	1	29116	Fondello	End plate	Couvercle	Endscheibe	2	
☐	2	4646	Rondella	Washer	Rondelle	Scheibe	1	
☐	3	29117	Anello di tenuta	Seal ring	Bague d'étanchéité	Dichtungsring	2	
☐	4	82157	Autoadesivo «CAGIVA»	Trim «CAGIVA»	Decalcomanie «CAGIVA»	Streifen «CAGIVA»	2	
☐	5	33110	Autoadesivo «Magnesium»	Trim «Magnesium»	Decalcomanie «Magnesium»	Streifen «Magnesium»	2	
☐	6	35262	Sospensione ant. completa	Front fork assy	Sospension av. compl.	Teleskopgabel Kpl.	1	
☐	7	33766	Testa di sterzo	Upper braket	Pont de fourche	Gabelbrücke	1	
☐	8	N2559-G22	Vite	Screw	Vis	Schraube	8	
☐	9	33767	Dado	Nut	Ecrou	Mutter	1	
☐	10	31128	Rondella	Washer	Rondelle	Scheibe	1	
☐	11	31089	Morsetto manubrio	Clamp	Étau	Schelle	2	
☐	12	N2557-G22	Vite	Screw	Vis	Schraube	5	
☐	13	32540	Base per morsetto	Support	Support	Gabelstiel	2	
☐	14	N1218-G22	Vite	Screw	Vis	Schraube	2	
☐	15	32541	Scodellino	Cup	Couvercle	Verschluss	2	
☐	16	32542	Gommino	Rubber	Cautchoue	Gummistük	4	
☐	17	32543	Tubetto	Hose	Tuyau	Schlauch	2	
☐	18	N15197-G22	Dado	Nut	Ecrou	Mutter	2	
☐	19	35273	Base di sterzo con perno	Lower braket	Pont de fourche inf.	Gabelbrücke untem	1	
☐	20	21954	Ghiera di registro	Adjuster	Embout	Mutter	1	
☐	21	33774	Gamba completa	Fork assy	Fourche compl.	Telegabel Kpl.	2	
☐	22	32504	Asta di forza	Fork tube	Barre de force	Druckstab	2	
☐	23	33768	Tappo completo	Plug assy	Bouchon compl.	Verschluss Kpl.	2	
☐	24	32506	Guarnizione tappo	Gasket	Joint	Dichtung	2	
☐	25	32507	Molla portante	Spring	Ressort	Feder	2	
☐	26	32508	Contromolla portante	Counter spring	Contre ressort	Gegen feder	2	
☐	27	33769	Manicotto di protezione	Connector	Manchon	Muffe	2	
☐	28	34691	Guida trasmissione lato sinistro	Cable guide, left side	Guide cable G.	Kabelführung L.	1	
		33770	Guida trasmissione lato destro	Cable guide, right side	Guide cable D.	Kabelführung R.	1	
☐	29	33771	Scorrevole	Slider	Montant	Bein	2	
☐	30	32513	Guarnizione int.	Gasket	Joint	Dichtung	2	
☐	31	32514	Anello ferma guarn.	Seal ring	Bague d'entanchéité	Dichtring	2	
☐	32	N2926-G22	Vite scarico olio	Screw	Vis	Schraube	2	
☐	33	31106	Guarnizione	Gasket	Joint	Dichtung	2	
☐	34	N1089-G22	Vite fissa perno ruota	Screw	Vis	Schraube	4	
☐	35	N15504-G22	Rondella piana	Washer	Rondelle	Scheibe	4	
☐	36	31107	Dado autobloccante	Nut	Ecrou	Mutter	4	
☐	37	32516	Asta variatore	Rod	Tige	Stab	2	
☐	38	33772	Tampone fine corsa	Dumper	Tampon	Puffer	2	
☐	39	N2613-G22	Vite	Screw	Vis	Schraube	2	

N° CATALOGO - CATALOG No. - Nr. CATALOGUE - KATALOG Nr.: 38261 PAGINA EMESSA Aprile '83 - PAGE IUSSED April '83 - SEITE HERAUSGEGEBEN April '83 - PAGE IMPRIME Avril '83

SOSPENSIONE ANTERIORE
FRONT FORK ASSEMBLY
SUSPENSION AVANT
TELESKOPGABEL

DRAWING-TAVOLA
TABLE-BILD

14

WRX 125

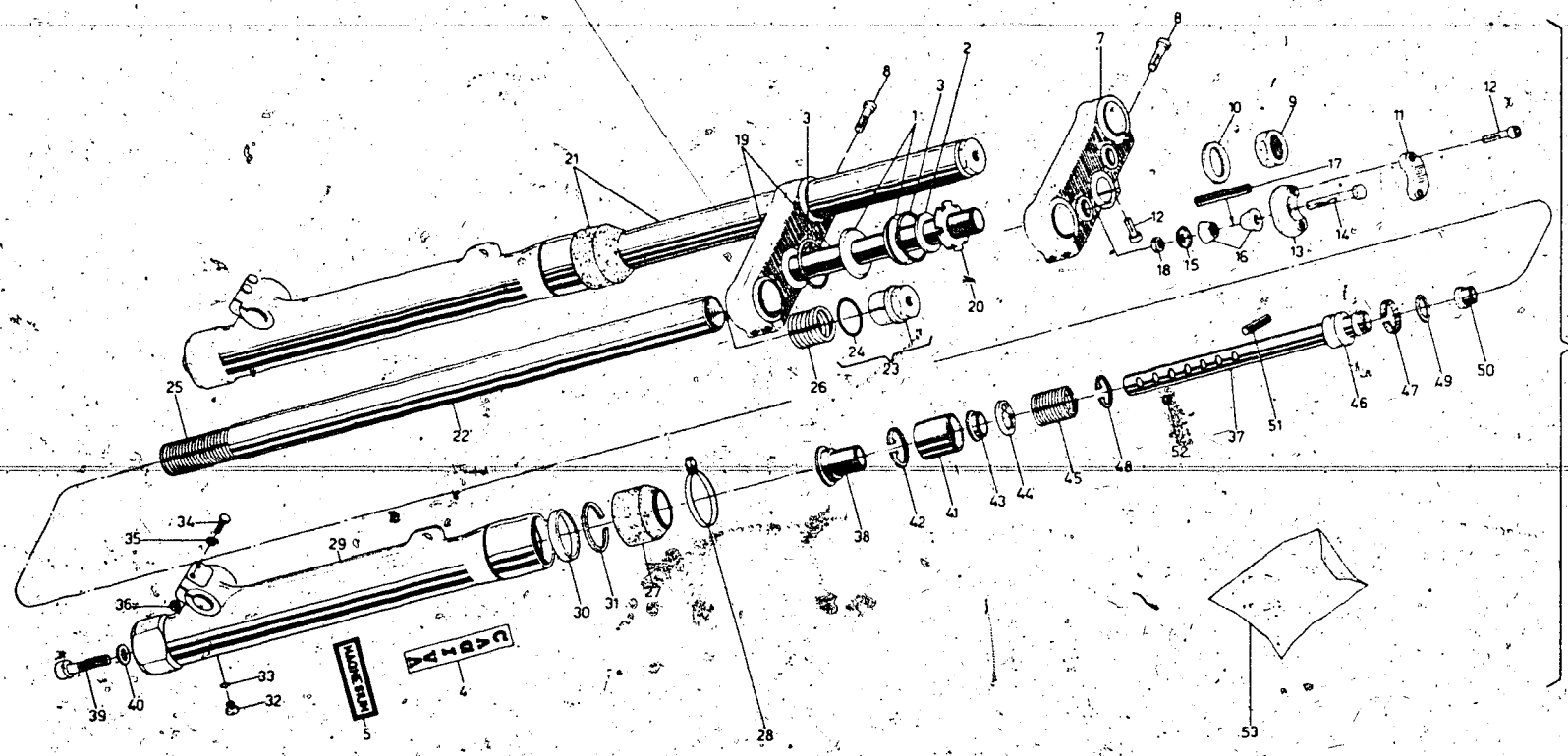

Note Notes Notes Marke	Index No. Pos. N.	Code N. Nr. Code N. Cod. Code Nr.	DENOMINAZIONE	NAME	DESIGNATION	BESHREIBUNG	Q.ty Q tà Q te M ge	Validity Validità Validité Gultig
☐	40	31113	Guarnizione	Gasket	Joint	Dichtung	2	
☐	41	32518	Busta	Housing	Gaine	Gehäuse	2	
☐	42	32527	Seeger per busta	Circlip	Bague ressort	Sicherungsring	2	
☐	43	32519	Valvola	Valve	Soupape	Ventil	2	
☐	44	32520	Anello a tre punte	Ring	Anneau	Ring	2	
☐	45	32521	Contromolla	Counter spring	Contre ressort	Gegen feder	2	
☐	46	32522	Pistone	Piston	Piston	Kolben	2	
☐	47	32523	Segmento per pistone	Piston ring	Segment pour piston	Kolbenring	2	
☐	48	32528	Seeger int. segmento	Circlip	Bague ressort	Sicherungsring	2	
☐	49	34039	Rondella int. pistone	Washer	Rondelle	Scheibe	2	
☐	50	32525	Puntale per molla	Push rod	Butée	Druckstück	2	
☐	51	32530	Spina	Pin	Pivot	Stift	4	
☐	52	32526	Valvola a sfera	Damper	Valve	Ventil	2	
☐	53	33305	Gruppo guarnizioni (comprendente: N° 24, 30, 33, 40)	Seal set (with Nr. 24, 30, 33, 40)	Serie joints (avec Nx. 24, 30, 33, 40)	Dichtungsgruppe (mit N. 24, 30, 33, 40)	1	

N° CATALOGO - CATALOG No. - Nr. CATALOGUE - KATALOG Nr.: 38281 PAGINA EMESSA Aprile '83 - PAGE ISSUED April '83 - PAGE IMPRIMÉ Avril '83 - SEITE HERAUSGEGEBEN April '83

SOSPENSIONE ANTERIORE
FRONT FORK ASSEMBLY
SUSPENSION AVANT
TELESKOPGABEL

DRAWING-TAVOLA
TABLE-BILD

14A

WRX 250

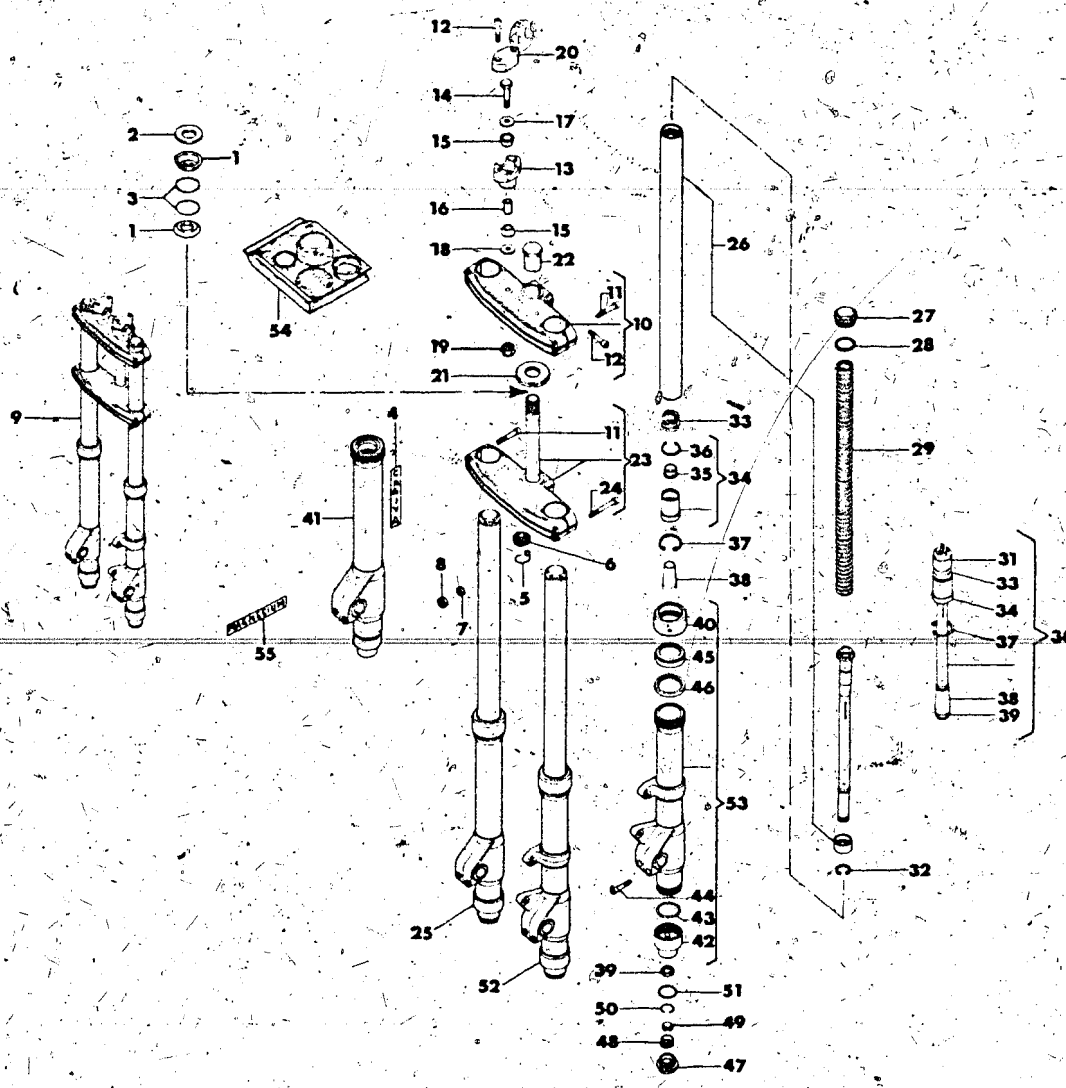

Note Notes Notes Marke	Index No. Pos. N.	Code N. Nr. Code N. Cod. Code Nr.	DENOMINAZIONE	NAME	DESIGNATION	BESHREIBUNG	Q.ty Q.tà Q.te M.ge	Validity Validità Validité Gültig
•	1	29116	Fondello	End plate	Couvercle	Endscheibe	2	
•	2	4646	Rondella	Wascher	Rondelle	Scheibe	1	
•	3	29117	Anello di tenuta	Ring	Joint	Ring	2	
•	4	36468	Autoadesivo «CAGIVA»	Trim «CAGIVA»	Decalcomanie «CAGIVA»	Streifen «CAGIVA»	2	
•	5	36456	Sostegno per guida trasmissione	Cable guide holder	Guide câble support	Kabelführung Halter	1	
•	6	34888	Guida trasmissione	Cable guide	Guide cable	Kabelführung	1	
•	7	N15506-G22	Rosetta piana	Washer	Rondelle	Scheibe	1	
•	8	N15195-G22	Dado autobloccante	Nut	Ecrou	Mutter	1	
•	9	35547	Assieme sospensione anteriore	Front fork assy	Suspension avant compl.	Vorderteleskopgabel Kpl.	1	
•	10	36933	Testa di sterzo completa	Braket assy	Pont de fourche compl.	Gabelbrucke Kpl.	1	
•	11	N2559-G22	Vite	Screw	Vis	Schraube	7	
•	12	N2558-G22	Vite	Screw	Vis	Schraube	6	
•	13	36935	Base morsetto manubrio	Clamp handle-bar holder	Support etau guidon	Griffklemme Halter	2	
•	14	36981	Vite	Screw	Vis	Schraube	2	
•	15	36936	Elemento elastico	Elastic element	Element élastique	Federelement	4	
•	16	36937	Distanziale	Spacer	Entretoise	Distanzstück	2	
•	17	36938	Rondella superiore	Washer	Rondelle	Scheibe	2	
•	18	36939	Rondella inferiore	Washer	Rondelle	Scheibe	2	
•	19	N15197-G22	Dado frenato	Nut	Ecrou	Mutter	2	
•	20	36940	Morsetto manubrio	Clamp handle-bar	Etau guidon	Griffklemme	2	
•	21	36941	Ghiera registro cuscinetti	Ringnut	Embout	Nutmuffer	1	
•	22	36942	Dado	Nut	Ecrou	Mutter	1	
•	23	36943	Base di sterzo completa	Braket assy	Pont de fourche compl.	Gabelbrücke Kpl.	1	
•	24	N2562-G22	Vite	Screw	Vis	Schraube	1	
•	25	36946	Assieme gamba destra	Fork R. assy	Fourche D. compl.	Telegabel R. Kpl.	1	
•	26	36947	Asta di forza con pistone	Fork tube with piston	Barre de force avec piston	Druckstab mit Piston	2	
•	27	36948	Tappo asta di forza	Plug fork tube	Bouchon barre de force	Druckstabverscluss	2	
•	28	36949	Anello OR	«O» Ring	Bague «O»	«O» Ring	2	
•	29	36950	Molla per sospensione	Spring	Ressort	Feder	2	
•	30	36951	Variatore completo	Variator assy	Varieteur compl.	Druckregler Kpl.	2	
•	31	36953	Pistone	Piston	Piston	Kolben	2	
•	32	36954	Anello di arresto	Ring	Bague	Ring	2	
•	33	36955	Molla di rimbalzo	Spring	Ressort	Feder	2	
•	34	36956	Gruppo valvola	Valve assy	Soupape compl.	Ventil Kpl	2	
•	35	36957	Valvola	Valve	Soupape	Ventil	2	
•	36	36959	Anello di arresto	Ring	bague	Ring	2	
•	37	36960	Anello di arresto	Ring	Bague	Ring	2	
•	38	36961	Cono per variatore	Variator horn	Corne pour variateur	Druckregler Hörchen	2	
•	39	36962	Dado	Nut	Ecrou	Mutter	2	

N° CATALOGO · CATALOG No. · Nr. CATALOGUE · KATALOG Nr.: 38261 PAGINA EMESSA Aprile '83 · PAGE ISSUED April '83 · PAGE IMPRIME Avril '83 · SEITE HERAUSGEGEBEN April '83

SOSPENSIONE ANTERIORE
FRONT FORK ASSEMBLY
SUSPENSION AVANT
TELESKOPGABEL

DRAWING-TAVOLA
TABLE-BILD

14A

WRX 250

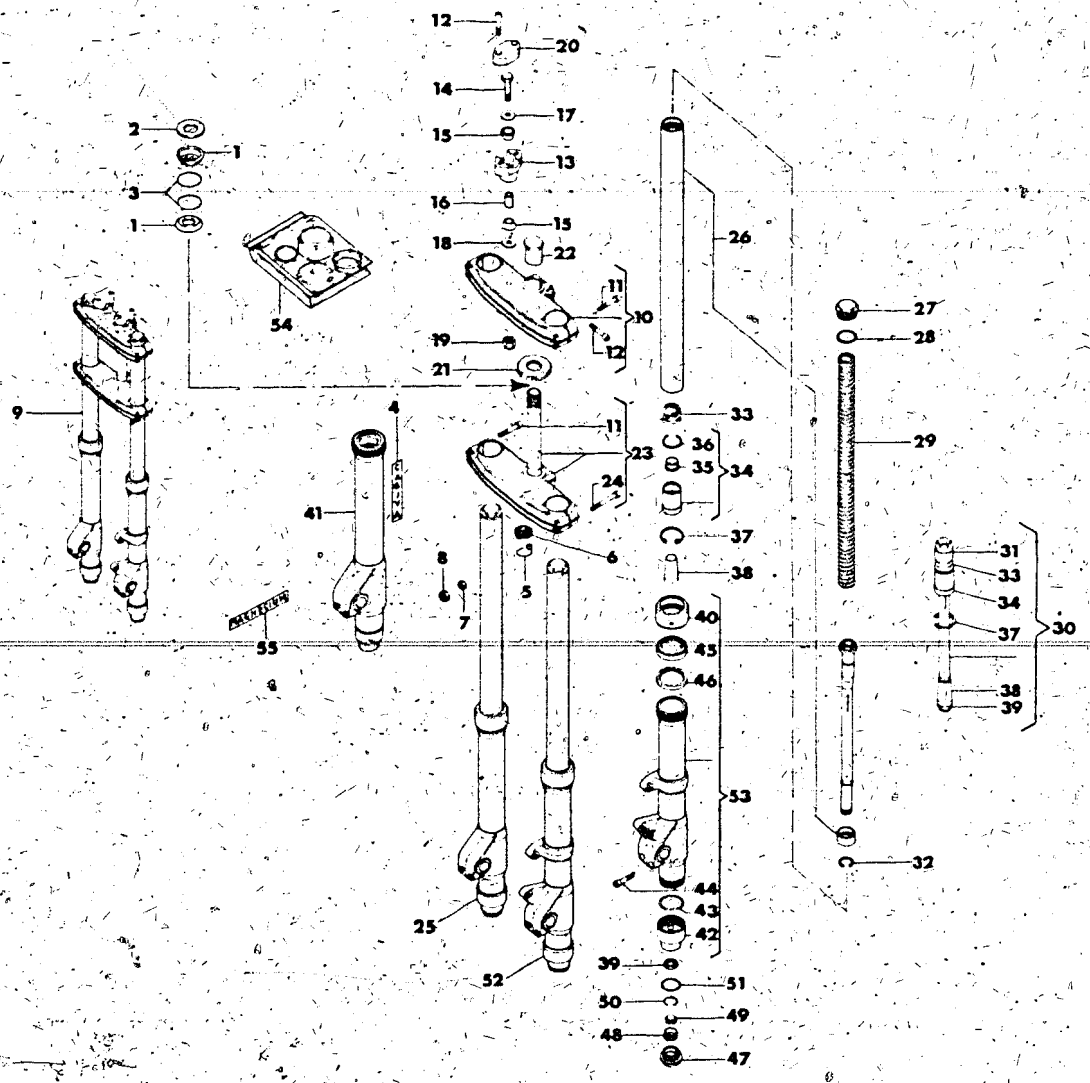

Note Notes Notes Marke	Index No. Pos. N.	Code N. Nr. Code N. Cod. Code Nr.	DENOMINAZIONE	NAME	DESIGNATION	BESHREIBUNG	Q.ty Q.tà Q.te M.ge	Validity Validità Validité Gultig
•	40	36963	Ghiera superiore	Ringnut	Embout	Nutmutter	2	
•	41	36979	Scorrevole destro completo	Right slider assy	Montant droit compl.	Bein R. Kpl.	1	
•	42	36966	Ghiera inferiore	Ringnut	Embout	Nutmutter	2	
•	43	36967	Anello OR	«O» Ring	Bague «O»	«O» Ring	2	
•	44	N2556-G22	Vite	Screw	Vis	Schraube	4	
•	45	36968	Anello di tenuta superiore	Seal ring	Bague d'étancheité	Dichtring	2	
•	46	36969	Anello di tenuta inferiore	Seal ring	Bague d'étancheité	Dichtring	2	
•	47	36970	Tappo valvola compenso	Valve plug	Bouchon soupape	Ventilverschluss	2	
•	48	36971	Molla	Spring	Ressort	Feder	2	
•	49	36972	Valvola compenso	Valve	Soupape	Ventil	2	
•	50	36973	Anello di arresto	Ring	Bague	Ring	2	
•	51	36974	Anello OR	«O» Ring	Bague «O»	«O» Ring	2	
•	52	36975	Assieme gamba sinistra	Fork L. assy	Fourche G. compl.	Telegabel R. Kpl.	1	
•	53	36980	Scorrevole sinistro completo	Left slider assy	Mantant G. compl.	Bein L. Kpl	1	
•	54	36978	Gruppo guarnizioni	Seal set	Serie joints	Dichtungsgruppe		
			(comprendente i n. 28,43,45,46,51)	(with n. 28,43,45,46,51)	(avec n. 28,43,45,46,51)	(mit n. 28,43,45,46,51)	1	
•	55	33110	Autoadesivo «Magnesium»	Trim «Magnesium»	Décalcomanie «Magnesium»	Streifen «Magnesium»	2	

N° CATALOGO - CATALOG No. - Nr. CATALOGUE - KATALOG Nr.: 38261 PAGINA EMESSA Aprile '83 - PAGE ISSUED April '83 - PAGE IMPRIME Avril '83 - SEITE HERAUSGEGEBEN April '83

FORCELLONE E SOSPENSIONE POSTERIORE
SWING ARM AND REAR SUSPENSION
FOURCHE ET SUSPENSION ARRIÈRE
GABEL UND HINT. AUFHÄNGUNG

DRAWING-TAVOLA
TABLE-BILD

15

WRX 125/250

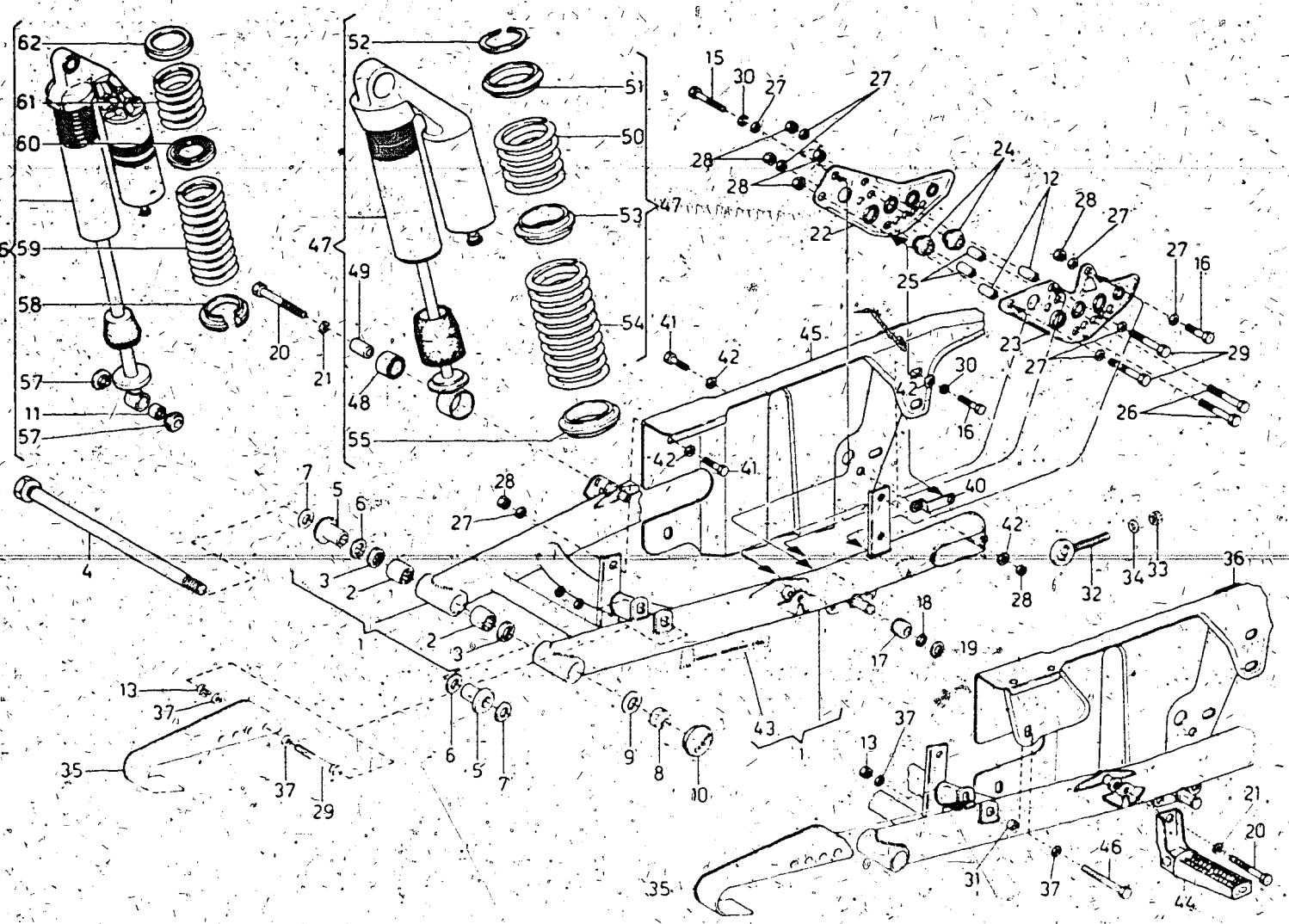

Note Notes Notes Marke	Index No. Pos. N.	Code N. Nr. Code N. Cod Code No.	DENOMINAZIONE	NAME	DESIGNATION	BESHREIBUNG	Q.ty Q.ta Q.te M.ge	Validity Validità Validité Gültig
Δ	1	35291	Assieme forcellone	Swing arm assy	Fourche compl.	Gabel Kpl.	1	
Δ	2	32064	Boccola a rullini	Needle bearing	Roulement aiguilles	Nadelkatig	4	
Δ	3	32065	Anello di tenuta	Seal ring	Bague d'étanchéité	Dichtungsring	4	
Δ	4	33208	Perno rotaz.forcellone	Pin	Pivot	Stift	1	
Δ	5	35095	Bussola	Bushing	Douille	Buchse	4	
Δ	6		Rosetta di rasamento interna	Washer thrust	Rondelle d'épaulement esp.	Anlaufscheibe St.	2	
		32069/40	sp. 0,4 mm	0,4 mm	0,4 mm	0,4 mm		
		32069/50	sp. 0,5 mm	0,5 mm	0,5 mm	0,5 mm		
		32069/70	sp. 0,7 mm	0,7 mm	0,7 mm	0,7 mm		
		32069/100	sp. 1,00 mm	1,00 mm	1,00 mm	1,00 mm		
Δ	7		Rosetta di rasamento esterna	Washer thrust	Rondelle d'épaulement esp.	Anlaufscheibe St.	2	
		32070/30	0,3 mm	0,3 mm	0,3 mm	0,3 mm		
		32070/70	0,7 mm	0,7 mm	0,7 mm	0,7 mm		
		32070/100	1,0 mm	1,0 mm	1,0 mm	1,0 mm		
		32070/120	1,2 mm	1,2 mm	1,2 mm	1,2 mm		
Δ	8	N15213-G22	Dado autobloccante	Nut	Ecrou	Mutter	1	
Δ	9	9671	Rosetta piana	Washer	Rondelle	Scheibe	1	
Δ	10	32071	Tappo in gomma	Plug	Bouchon	Verschluss	2	
•	11	36557	Cuscinetto a rotula	Bearing	Roulement	Lager	4	
Δ	12	34444	Distanziale	Spacer	Entretoise	Distanzstück	2	
Δ	13	N15193-G22	Dado frenato	Nut	Ecrou	Mutter	1	
Δ	15	N1079-G22	Vite	Screw	Vis	Schraube	1	
Δ	16	N1077-G22	Vite	Screw	Vis	Schraube	3	
Δ	17	10135	Manicotto fermo caval.	Rubber	Manchon	Muffe	1	
Δ	18	36236	Rosetta	Washer	Rondelle	Scheibe	1	
Δ	19	N21196-G22	Anello elastico	Ring	Bague	Ring	4	
Δ	20	N1152-G22	Vite	Screw	Vis	Schraube	4	
Δ	21	N15538-G22	Rosetta elastica	Washer	Rondelle	Scheibe	4	
Δ	22	33468	Piastra guidacatena int.	Plate	Plaque	Platte	1	
Δ	23	33469	Piastra guidacatena est.	Plate	Plaque	Platte	1	
Δ	24	33470	Rullo	Roller	Rouleau	Rolle	2	
Δ	25	33473	Distanziale	Spacer	Entretoise	Distanzstück	2	
Δ	26	N1087-G22	Vite	Screw	Vis	Schraube	2	
Δ	27	N15504-G22	Rosetta piana	Washer	Rondelle	Scheibe	8	
Δ	28	14868	Dado autobloccante	Nut	Ecrou	Mutter	6	
Δ	29	N1089-G22	Vite	Screw	Vis	Schraube	3	
Δ	30	N15536-G22	Rosetta elastica	Washer	Rondelle	Scheibe	3	

N° CATALOGO - CATALOG No. - Nr. CATALOGUE - KATALOG Nr.: 38261 PAGINA EMESSA Aprile '83 - PAGE IUSSED April '83 - PAGE IMPRIME Avril '83 - SEITE HERAUSGEGEBEN April '83

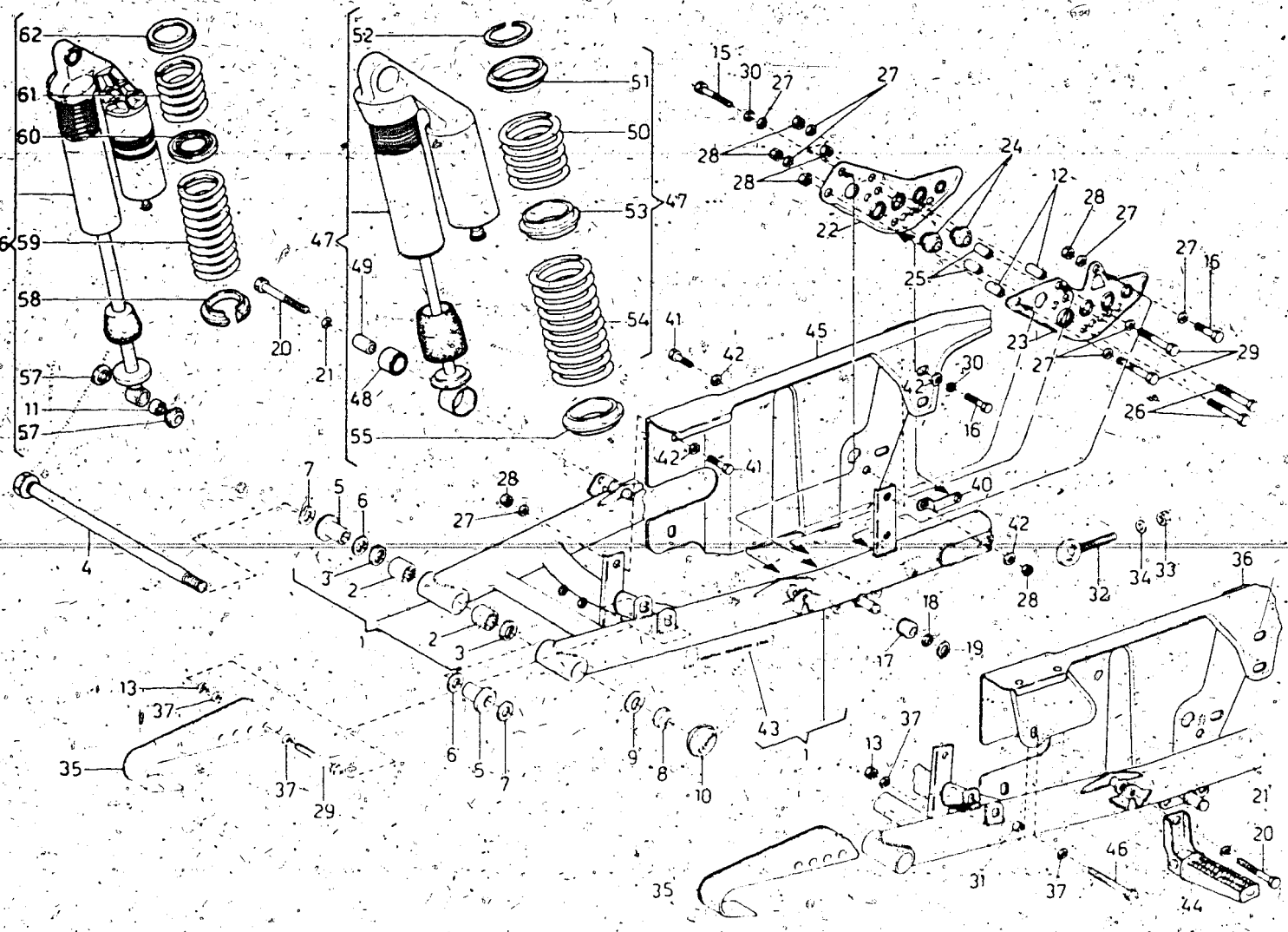

Note Notes Notes Marke	Index No. Pos. N.	Code N. Nr. Code N. Cod. Code Nr.	DENOMINAZIONE	NAME	DESIGNATION	BESHREIBUNG	Q.ty Q.tà Q.te M.ge	Validity Validità Validité Gültig
□	31	9695	Distanziale (D, CH)	Spacer (D, CH)	Entretoise (D, CH)	Distanzstück (D, CH)	1	
Δ	32	30780	Tendicatena	Chain turn buckle	Tender the chein	Katterspanner	2	
Δ	33	N15195-G22	Dado frenato	Nut	Ecrou	Mutter	2	
Δ	34	N15506-G22	Rosetta	Washer	Rondelle	Scheibe	2	
Δ	35	33184	Pattino anteriore	Chain slider	Patin	Fuhrung	1	
□	36	34338	Copricatena (D, CH)	Chain guard (D, CH)	Carter chaine (D, CH)	Kettenkasten (D, CH)	1	
Δ	37	N15504-G22	Rosetta	Washer	Rondelle	Scheibe	2	
Δ	40	36217	Piastrina fiss. copricatena	Plate	Plaquette	Platte	1	
Δ	41	N1078-G22	Vite	Screw	Vis	Schraube	3	
Δ	42	22271	Rosetta	Washer	Rondelle	Scheibe	6	
Δ	43	29912	Targhetta tubi	Plate	Plaquette	Platte	1	
Δ	44	21991	Appoggiapiedi passeggero (D, CH, F)	Passag. foot-rest (D, CH, F)	Repose-pieds pas. (D,CH,F)	Reis fussraste (D, CH, F)	2	
Δ	45	32905	Copricatena	Chain guard	Carter chaine	Kettenkasten	1	
□	46	N1093-G22	Vite (D, CH)	Screw (D, CH)	Vis (D, CH)	Schraube (D, CH)	1	
□	47	37349	Ammortizzatore «CORTE-COSSO»	Absorber «CORTE-COSSO»	Amortisseur «CORTE-COSSO»	Stossdampfer «CORTE-COSSO	2	
□	48	30462	Silentbloc	Silentbloc	Silentbloc	Silentbloc	4	
□	49	30762	Distanziale	Spacer	Entretoise	Distanzstück	4	
□	50	37591	Molla superiore	Upper spring	Ressrt	Feder	2	
□	51	30465	Ghiera di fermo	Ring	Embout	Nut	2	
□	52	30466	Anello elastico	Ring	Bague	Dichtung	2	
□	53	30468	Anello intermedio	Ring	Bague	Dichtung	2	
□	54	37592	Molla inferiore	Lower spring	Ressort	Unterfeder	2	
□	55	30467	Ghiera di fermo	Ring	Embout	Unterfeder	2	
•	56	35236	Ammortizzatore «OHLINS»	Absorber «OHLINS»	Amortisseur «OHLINS»	Stossdampfer «OHLINS»	2	
•	57	35237	Bussola	Bushing	Douille	Stift	8	
•	58	36552	Ghiera inferiore	LOwer ringnut	Embout inf.	Unternutmuffer	2	
•	59	36553	Molla inferiore	Lower spring	Ressort inf.	Unterfeder	2	
•	60	36554	Ghiera intermedia	Ringnut	Embout	Nutmuffer	2	
•	61	36555	Molla superiore	Upper spring	Ressort sup.	Überfeder	2	
•	62	36556	Ghiera superiore	Upper ringnut	Embout sup.	Übernutmutter	2	

N° CATALOGO - CATALOG No. - Nr. CATALOGUE - KATALOG Nr. 38261 PAGINA EMESSA Aprile '83 - PAGE IUSSED April '83 - PAGE IMPRIME Avril '83 - SEITE HERAUSGEGEBEN April '83

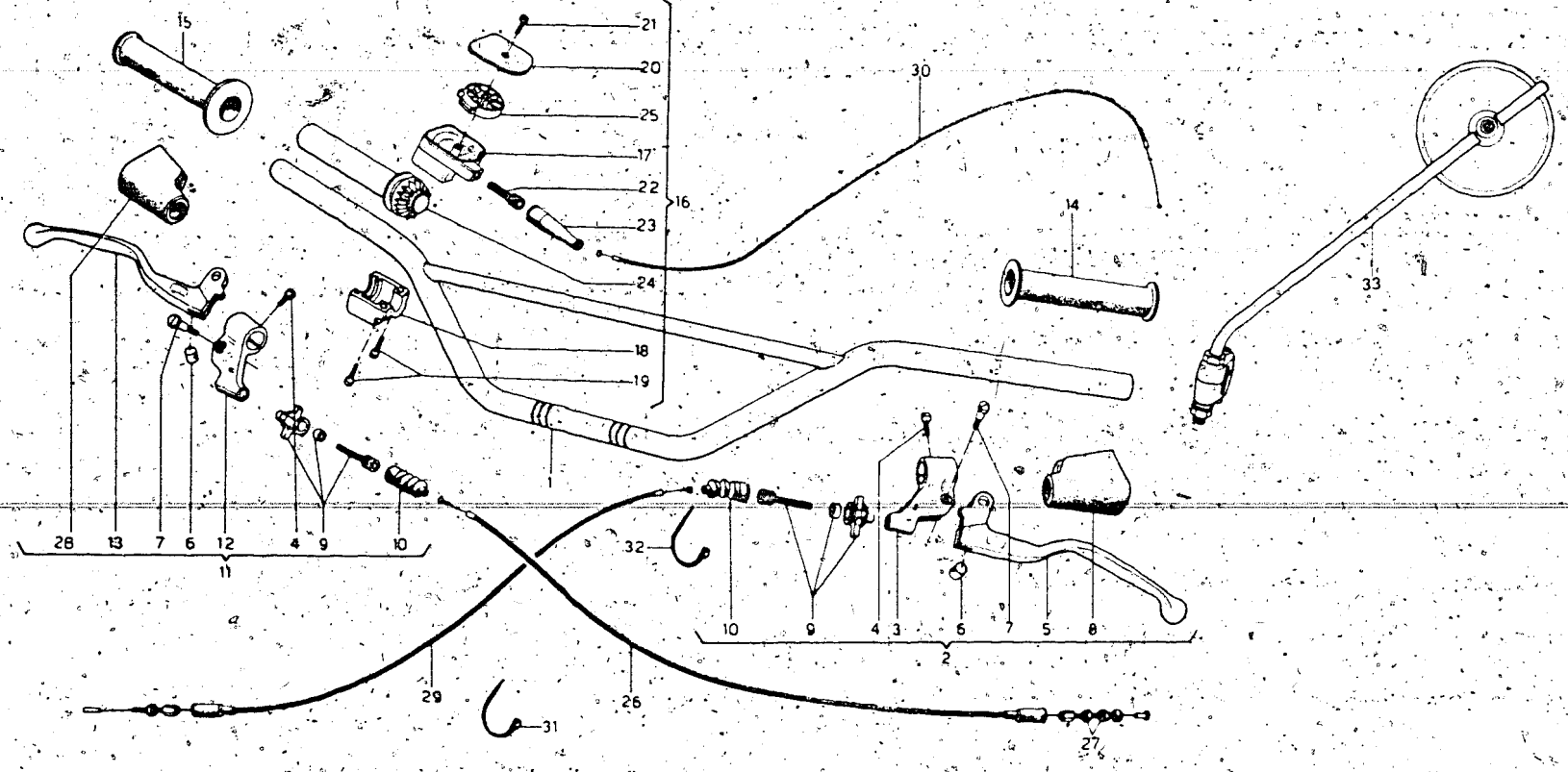

30 : 32477/USA THROTTLE CABLE TERRY CABLE
29 35105/USA clutch cable TERRY CABLE
26 34750/USA FRONT BRAKE CABLE TERRY CABLE

Note Notes Notes Marke	Index No. Pos. N	Code N Nr. Code N. Cod. Code Nr.	DENOMINAZIONE	NAME	DESIGNATION	BESHREIBUNG	Q.ty Q.tà Q.te M.ge	Validity Validità Validité Gültig
Δ	1	35210	Manubrio	Handlebar	Guidon	Lenker	1	
□		35275	Manubrio (D)	Handlebar (D)	Guidon (D)	Lenker (D)	1	
Δ	2	30871	Assieme comando frizione	Clutch control assy	Levier d'embr. compl.	Kupplungschedelgruppe Kpl.	1	
Δ	3	30872	Supporto leva frizione	Support	Support	Lagerung	1	
Δ	4	N3260-G22	Vite	Screw	Vis	Schraube	2	
•		N3260-G22	Vite	Screw	Vis	Schraube	1	
Δ	5	30873	Leva com. frizione	Lever	Levier	Kupplungshebel	1	
□	6	30874	Barilotto	Retainer	Cliquet	Nippelaufnahme	2	
•		30874	Barilotto	Retainer	Cliquet	Nippelaufnahme	1	
□	7	30875	Vite fulcro leva	Screw	Vis	Schraube	2	
•		30875	Vite fulcro leva	Screw	Vis	Schraube	1	
Δ	8	30876	Protezione per leva	Guard	Protection	Schute	1	
□	9	30877	Gruppo registro	Adjuster	Tendeur	Spannungsregler	2	
•		30877	Gruppo registro	Adjuster	Tendeur	Spannungsregler	1	
□	10	30878	Soffietto	Dust cover	Protection	Schute	2	
•		30878	Soffietto	Dust cover	Protection	Schute	1	
□	11	32961	Assieme comando freno ant.	Front brake control lever assy	Commande frein AV compl.	Bremschebel, Kpl.	1	
□	12	32962	Supporto leva freno	Support	Support	Lagerung	1	
□	13	30881	Leva com. freno	Lever	Levier	Bremschebel	1	
Δ	14	30344	Manopola sinistra	L. handle grip	Poignée G.	Lenker-Festgriff L.	1	
□		33104	Manopola sinistra (D)	L. handle grip (D)	Poignée G. (D)	Lenker-Festgriff L. (D)	1	
Δ	15	30343	Manopola destra	R. handle grip	Poignée D.	Lenker-Festgriff R.	1	
□		33103	Manopola destra (D)	R. handle grip	Poignée D. (D)	Lenker-Festgridd R. (D)	1	
Δ	16	30882	Assieme comando gas	Throttle control assy	Commande de gaz compl.	Gasdrehgriff Kpl.	1	
Δ	17	30883	Corpo comando gas	Body	Corp	Korper	1	
Δ	18	30884	Cappello com. gas	Cap	Capuchon	Haube	1	
Δ	19	N2902-G22	Vite	Screw	Vis	Schraube	2	
Δ	20	30885	Coperchio superiore	Cover	Couvercle	Deckel	1	
Δ	21	30890	Vite	Screw	Vis	Schraube	1	
Δ	22	30886	Registro trasmissione	Adjuster	Tendeur	Spanner	1	
Δ	23	30887	Cappuccio	Cap	Capuchon	Haube	1	
Δ	24	30888	Manopola compl. di ingr. conduttore	Handle grip	Poignée	Lenker-Festgriff	1	
Δ	25	30889	Ingranaggio condotto	Gear	Engrenage	Stirnad	1	
□	26	34750	Trasmissione com. freno ant.	Front brake control assy	Cable frein AV compl.	Bremschebelgruppe	1	
□	27	1656	Dado	Nut	Ecrou	Mutter	2	
□	28	32963	Protezione per leva	Guard lever	Protection levier	Hebelschute	1	
Δ	29	35105	Trasmissione com. frizione	Clutch cable assy	Cable embrayage compl.	Kupplungszug, Kpl.	1	
Δ	30	32477	Trasmissione com. gas	Throttle cable assy	Cable du gaz compl.	Gaszug, Kpl.	1	
•		30819	Trasmissione com. gas	Throttle cable assy	Cable du gaz compl.	Gaszug, Kpl.	1	
Δ	31	21811	Fascetta	Clamp	Collier	Schelle	1	
Δ	32	21812	Fascetta	Clamp	Collier	Schelle	1	
Δ	33	33123	Specchio retrovisore (D, CH, F)	Mirror (D, CH, F)	Rétroviseur (D, CH, F)	Rückblickspiegel (D, CH, F)	1	

N° CATALOGO - CATALOG No. - Nr. CATALOGUE - KATALOG Nr.: 38261 PAGINA EMESSA Aprile '83 - PAGE ISSUED April '83 - PAGE IMPRIME Avril '83 - SEITE HERAUSGEGEBEN April '83

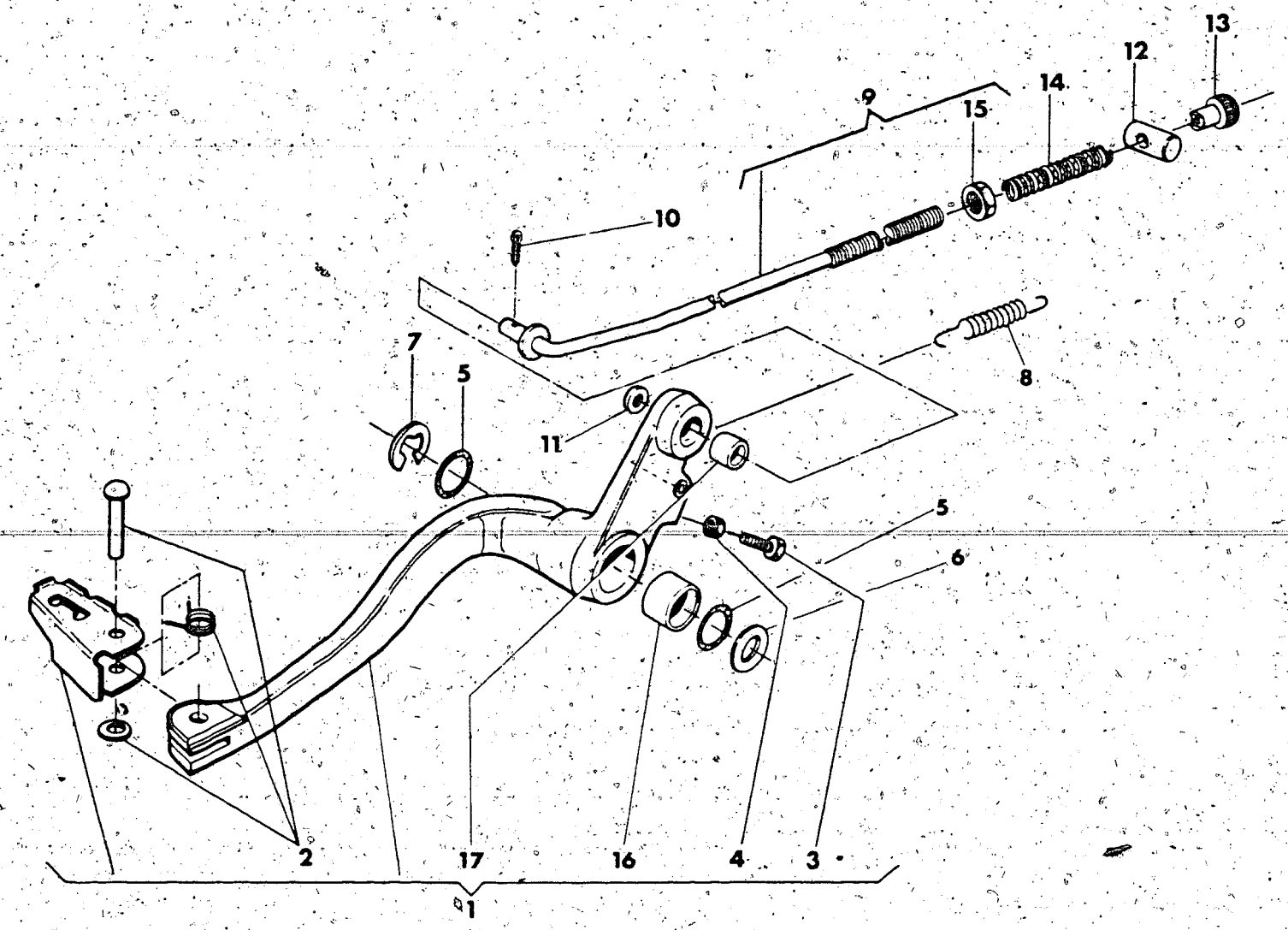

Note Notes Notes Marke	Index No. Pos. N.	Code N Nr. Code N. Cod Code Nr.	DENOMINAZIONE	NAME	DESIGNATION	BESHREIBUNG	Q ty Q tà Q te. M ge	Validity Validità Validité Gultig
Δ	1	32177	Ass. leva freno post.	Lever assy	Levier compl.	Bremshebel. Kpl.	1	
Δ	2	32354	Molla con perno e rosetta	Spring	Ressort	Feder	1	
Δ	3	N1079-G22	Vite	Screw	Vis	Schraube	1	
Δ	4	N15033-G22	Dado	Nut	Ecrou	Mutter	2	
Δ	5	1199	Anello OR	"O" Ring	Joint "O"	O-Ring	2	
Δ	6	19345	Rosetta	Washer	Rondelle	Scheibe	1	
Δ	7	N21312-G0	Anello elastico	Circlip	Bague d'arret	Federring	1	
Δ	8	32180	Molla	Spring	Ressort	Feder	1	
Δ	9	33527	Tirante com. freno	Tie-rod	Tirant	Betatigungsstange	1	
Δ	10	N20067-G22	Copiglia	Cotter pin	Goupille	Splint	1	
Δ	11	N15504-G22	Rosetta	Washer	Rondelle	Scheibe	1	
Δ	12	12723	Barilotto	Retainer	Cliquet	Nippelaufnahme	1	
Δ	13	6925	Pomolo	Knurled nut	Embout de réglage	Verstellungmutter	1	
Δ	14	6513	Molla	Spring	Ressort	Feder	1	
Δ	15	N15033-G22	Dado	Nut	Ecrou	Mutter	1	
Δ	16	32164	Bussola	Bushing	Douille	Buchse	1	
Δ	17	32637	Bussola	Bushing	Douille	Buchse	1	

N° CATALOGO - CATALOG No. - Nr. CATALOGUE - KATALOG Nr.: 38281 PAGINA EMESSA Aprile '83 - PAGE ISSUED April '83 - PAGE IMPRIME Avril '83 - SEITE HERAUSGEGEBEN April '83

CARENATURE, PARAFANGHI E SELLA
FENDERS, CHAIN GUARD AND SEAT
CARENATURE, GARDE-BOUES ET SIEGE
VERKLEIDUNG UND KOTFLÜGEL UND SATTEL

DRAWING-TAVOLA
TABLE-BILD

18

WRX 125/250

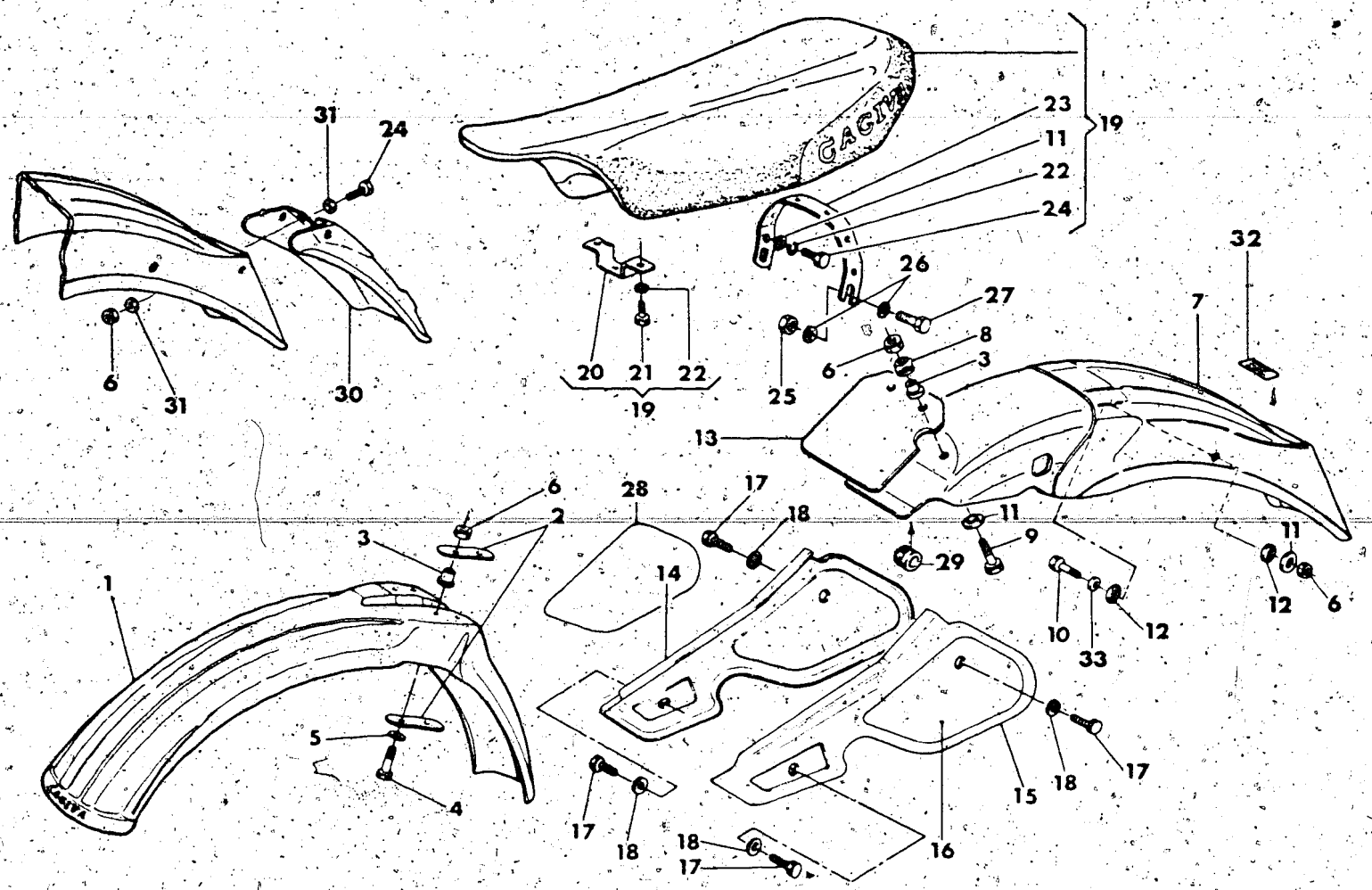

Note Notes Notes Marke	Index No. Pos. N.	Code N Nr. Code N Cod Code Nr.	DENOMINAZIONE	NAME	DESIGNATION	BESHREIBUNG	Q.ty Q.tà Q.te M.ge	Validity Validità Validité Gultig
□	1	32288	Parafango anteriore	Front fender	Garde-boue AV	Vorderrad Kotflugel	1	
•		36235	Paragrafo anteriore	Front fender	Garde-boue AV	Vorderrad Kotflugel	1	
□	2	32152	Piastrina	Plate	Plaque	Platte	4	
•		N15549-G22	Rosetta piana	Washer	Rondelle	Scheibe	8	
Δ	3	31497	Distanziale	Spacer	Entretoise	Abstandsstuck	6	
Δ	4	N1087-G22	Vite	Screw	Vis	Schraube	4	
Δ	5	N15536-G22	Rosetta elastica	Lock washer	Rondelle elastique	Federscheibe	4	
Δ	6	14868	Dado autobloccante	Nut	Ecrou	Mutter	4	
□		14868	Dado autobloccante (CH. D)	Nut (CH. D)	Ecrou (CH. D)	Mutter (CH. D)	8	
Δ	7	31478	Parafango posteriore	Rear fender	Garde-boue Ar	Hinterrad Kotflugel	1	
Δ	8	31498	Gommino	Bumper	Tampon	Gummipuffer	2	
Δ	9	N1083-G22	Vite	Screw	Vis	Schraube	2	
Δ	10	N1080-G22	Vite	Screw	Vis	Schraube	2	
Δ	11	22271	Rosetta piana	Washer	Rondelle	Scheibe	10	
Δ	12	29797	Rosetta in gomma	Lock washer	Rondelle élastique	Gummischeibe	4	
Δ	13	33001	Patella di protezione	Guard	Protection	Platte	1	
Δ	14	36154	Pannello destro	R.H. Panel	Panneau D.	Streifen	1	
Δ	15	36153	Pannello sinistro	L.H. panel	Panneau G.	Platte L.	1	
Δ	16	36151	Autoadesivo sinistro	L. decalcomanie	Decalcomanie G.	Paneel L.	1	
Δ	17	30229	Vite	Screw	Vis	Schraube	4	
Δ	18	30232	Rosetta in gomma	Washer	Rondelle	Scheibe	6	
□	19	37346	Assieme sella	Saddle assy	Siége compl.	Einzelsitz Kpl.	1	
•		36580	Assieme sella	Saddle assy	Siége compl.	Einzelsitz Kpl.	1	
Δ	20	29806	Cavallotto anteriore	Braket	Support	Support Trager	1	
Δ	21	N1078-G22	Vite	Screw	Vis	Schraube	2	
Δ	22	N15536-G22	Rosetta elastica	Lock washer	Rondelle elastique	Federscheibe	8	
Δ	23	31495	Cavallotto posteriore	Braket	Support	Trager	1	
Δ	24	N1079-G22	Vite	Screw	Vis	Schraube	6	
□		N1079-G22	Vite (CH. D)	Screw (CH. D)	Vis (CH. D)	Schraube (CH. D)	10	
Δ	25	14668	Dado frenato	Nut	Ecrou	Mutter	2	
Δ	26	3760	Rosetta	Washer	Rondelle	Scheibe	4	
☑	27	N1142-G22	Vite	Screw	Vis	Schraube	2	
•		N1140-G22	Vite	Screw	Vis	Schraube	2	
Δ	28	36152	Autoadesivo destro	R. decalcomanie	Décalcomanie D.	Paneel R.	1	
Δ	29	18048	Passacavo per parafango	Cable guide	Guide câble	Kabelführung	1	
□	30	33061	Terminale per parafango post. (CH. D)	End fender (CH. D)	Extremité garde boue ar. (CH. D)	Ende Hinterkotflugel (CH. D)	1	
□	31	N15549-G22	Rosetta piana (CH. D)	Washer (CH. D)	Rondelle (CH. D)	Scheibe (CH. D)	8	
Δ	32	38081	Decalcom. «Moto senza garanzia» (U.S.A.)	Trim (U.S.A.)	Decalcomanie (U.S.A.)	Streifen (U.S.A.)	1	
Δ	33	N15504-G22	Rosetta piana	Washer	Rondelle	Scheibe	2	

N° CATALOGO - CATALOG No. - Nr. CATALOGUE - KATALOG Nr.: 38261 PAGINA EMESSA Aprile '83 - PAGE ISSUED April '83 - PAGE EMISSE Avril '83 - SEITE HERAUSGEGEBEN April '83

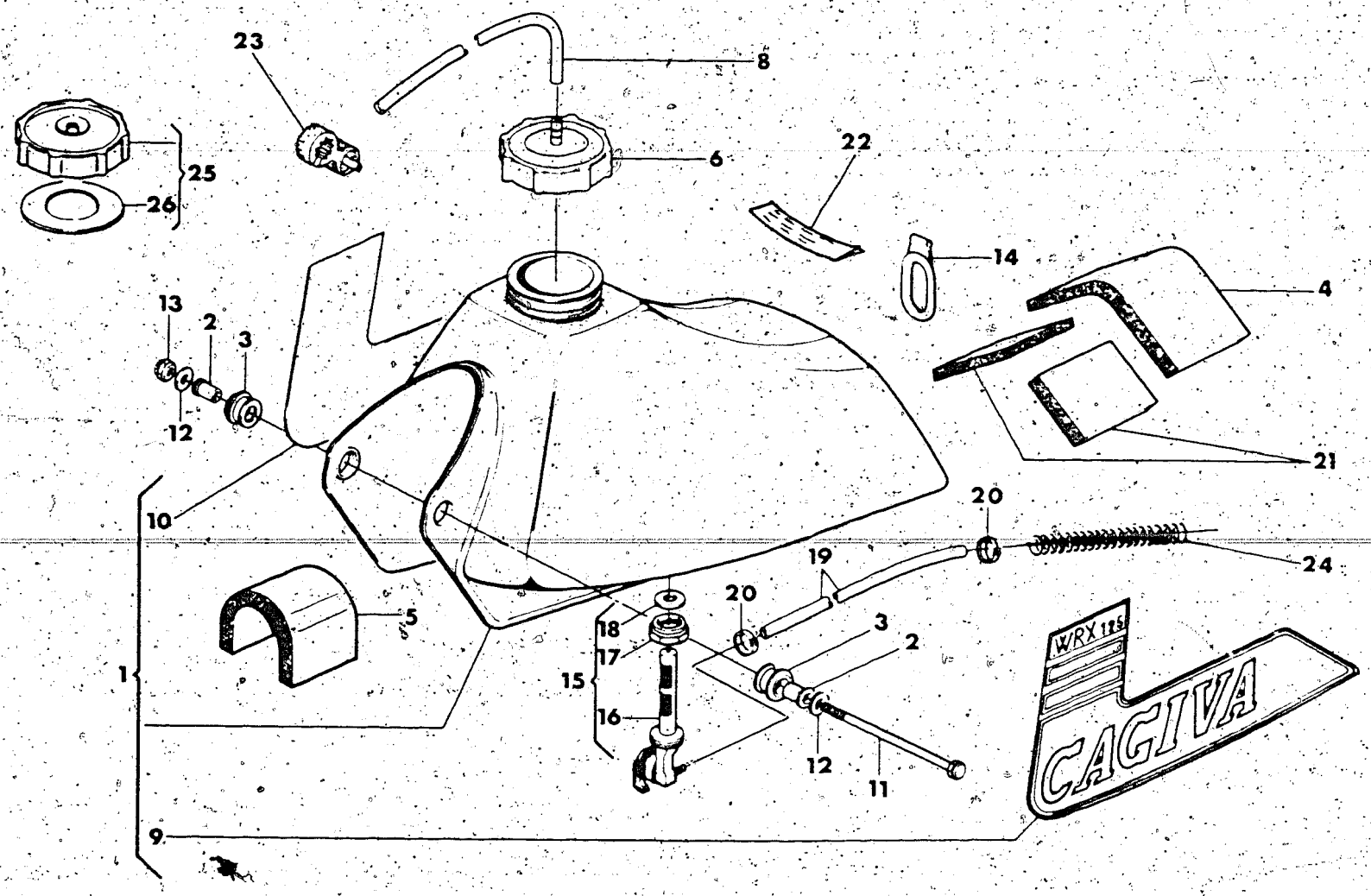

Note Notes Notes Marke	Index No. Pos. N.	Code N. Nr. Code N. Cod Code Nr.	DENOMINAZIONE	NAME	DESIGNATION	BESHREIBUNG	Q.ty Q.tà Q.te M.ge	Validity Validità Validité Gultig
□	1	37345	Serbatoio carb. con decalcomanie	Tank assy	Reservoir compl	Kraftstoffbehalter Kpl	1	
•		38257	Serbatoio carb. con decalcomanie	Tank assy	Reservoir compl	Kraftstoffbehalter Kpl	1	
Δ	2	30837	Distanziale	Spacer	Entretoise	Abstandsstuck	2	
Δ	3	30412	Tampone	Damper	Tampon	Gummipuffer	2	
Δ	4	32986	Spessore elastico posteriore	Rear rubber pad	Epaisseur elast AR	Elastischerbelag	1	
Δ	5	31062	Spessore elastico anteriore	Front rubber pad	Epaisseur elast AV	Elastischerbelag	1	
□	6	32899	Tappo di carico	Plug	Bouchon	Verschluss	1	
Δ	8	31055	Tubetto di sfiato	Hose	Tuyau	Schlauch	1	
□	9	36155	Decalcomania sinistra per serbatoio	Trim	Decalcomanie	Streifen	1	
•		38259	Decalcomania sinistra per serbatoio	Trim	Decalcomanie	Streifen	1	
□	10	36156	Decalcomania destra per serbatoio	Trim	Decalcomanie	Streifen	1	
•		38258	Decalcomania destra per serbatoio	Trim	Decalcomanie	Streifen	1	
Δ	11	20156	Vite	Screw	Vis	Schraube	1	
Δ	12	2709	Rosetta	Washer	Rondelle	Scheibe	2	
Δ	13	N15193-G22	Dado frenato	Nut	Ecrou	Mutter	1	
Δ	14	31668	Attacco elastico post.	Rear connection	Attaque	Anschluss	1	
□	15	30943	Rubinetto benzina compl.	Gas valve assy	Robinet compl.	Kraftstoff-hahm Kpl	1	
•		31839	Rubinetto benzina compl.	Gas valve assy	Robinet compl	Kraftstoff-hahm Kpl	1	
Δ	16	34796	Filtro	Filter	Filtre	Filter	1	
Δ	17	10660	Dado	Nut	Ecrou	Mutter	1	
Δ	18	30942	Guarnizione	Gasket	Joint	Dichtung	1	
Δ	19	7898	Condotto benzina	Gas line	Tuyau carburant	Kraftstoffleitung	1	
Δ	20	27495	Fascetta	Clamp	Collier	Schelle	2	
Δ	21	32987	Spessore elastico posteriore	Rear rubber pad	Epaisseur élast. AR	Elastischerbelag	2	
Δ	22	33591	Decalcomania raccom. uso motore	Trim	Decalcomanie	Streifen	1	
Δ		38504	Decalcomania raccom. uso mot. (U.S.A.)	Trim (U.S.A.)	Decalcomanie (U.S.A.)	Streifen (U.S.A.)	1	
Δ	23	33536	Attacco sfiato serbatoio	Connection	Attaque	Anschluss	1	
Δ	24	33479	Molla protezione condotto	Spring	Ressort	Feder	1	
•	25	30453	Tappo di carico compl.	Plug assy	Bouchon compl	Verschluss Kpl	1	
•	26	31060	Guarnizione	Gasket	Joint	Dichtung	1	

N° CATALOGO - CATALOG No. - Nr. CATALOGUE - KATALOG Nr. 38261 PAGINA EMESSA Aprile '83 - PAGE ISSUED April '83 - PAGE IMPRIMÉ Avril '83 - SEITE HERAUSGEGEBEN April '83

SCARICO
EXHAUST SYSTEM
TUYAU D'ECHAPPEMENT
AUSPUFFROHR

DRAWING-TAVOLA
TABLE-BILD

20

WRX 125

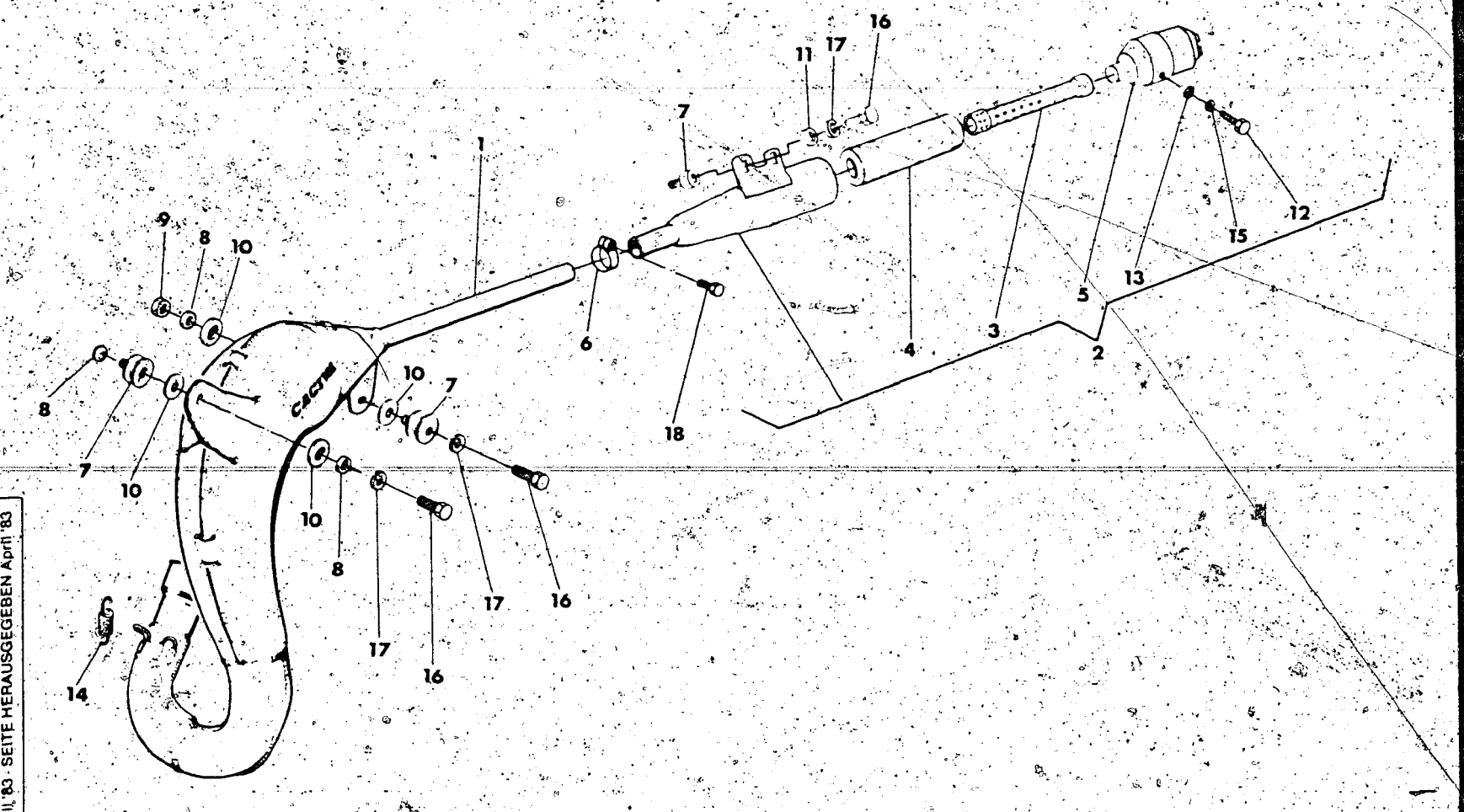

Note Notes Notes Marke	Index No. Pos. N.	Code N. Nr. Code N. Cod Code Nr.	DENOMINAZIONE	NAME	DESIGNATION	BESHREIBUNG	Q.ty Q.tà Q.te M.ge	Validity Validità Validité Gültig
☐	1	36372	Tubo di scarico	Exhaust pipe	Tuyau d'échappement	Auspuffrohr	1	
☐		34139	Tubo di scarico (D)	Exhaust pipe (D)	Tuyau d'échappement (D)	Auspuffrohr (D)	1	
☐	2	36325	Assieme silenziatore di scarico	Silencer	Silencieux	Schalldämpfer	1	
☐	3	36326	Tubo forato	Tube	Tuyau	Rohr	1	
☐	4	33044	Lana di vetro	Fiberglass	Laine de verre	Glaswolle	1	
☐	5	36327	Scodellino terminale	Cap	Capuchon	Haube	1	
☐	6	36337	Fascetta	Clamp	Collier	Schelle	1	
☐	7	31854	Antivibrante	Damper	Element antivibrant	Vibrierschatzelement	4	
☐	8	1911	Rosetta	Washer	Rondelle	Scheibe	3	
☐	9	14668	Dado frenato	Nut	Ecrou	Mutter	1	
☐	10	30809	Rondella di amianto	Washer	Rondelle	Scheibe	4	
☐	11	28810	Rosetta piana	Washer	Rondelle	Scheibe	2	
☐	12	N2920-G22	Vite	Screw	Vis	Schraube	2	
☐	13	N15503-G22	Rosetta piana	Washer	Rondelle	Scheibe	3	
☐	14	21700	Molla	Spring	Ressort	Feder	2	
☐	15	N15535-G22	Rosetta elastica	Spring washer	Rondelle élastique	Federscheibe	3	
☐	16	N1137-G22	Vite	Screw	Vis	Schraube	4	
☐	17	N15538-G22	Rosetta elastica	Lock washer	Rondelle élastique	Federscheibe	4	
☐	18	N1140-G22	Vite	Screw	Vis	Schraube	1	

2 36325/USA SPARK ARRESTOR 125

N° CATALOGO - CATALOG No. - Nr. CATALOGUE - KATALOG Nr. 38261 PAGINA EMESSA Aprile '83 - PAGE ISSUED April '83 - PAGE EMISE Avril '83 - SEITE HERAUSGEGEBEN April '83

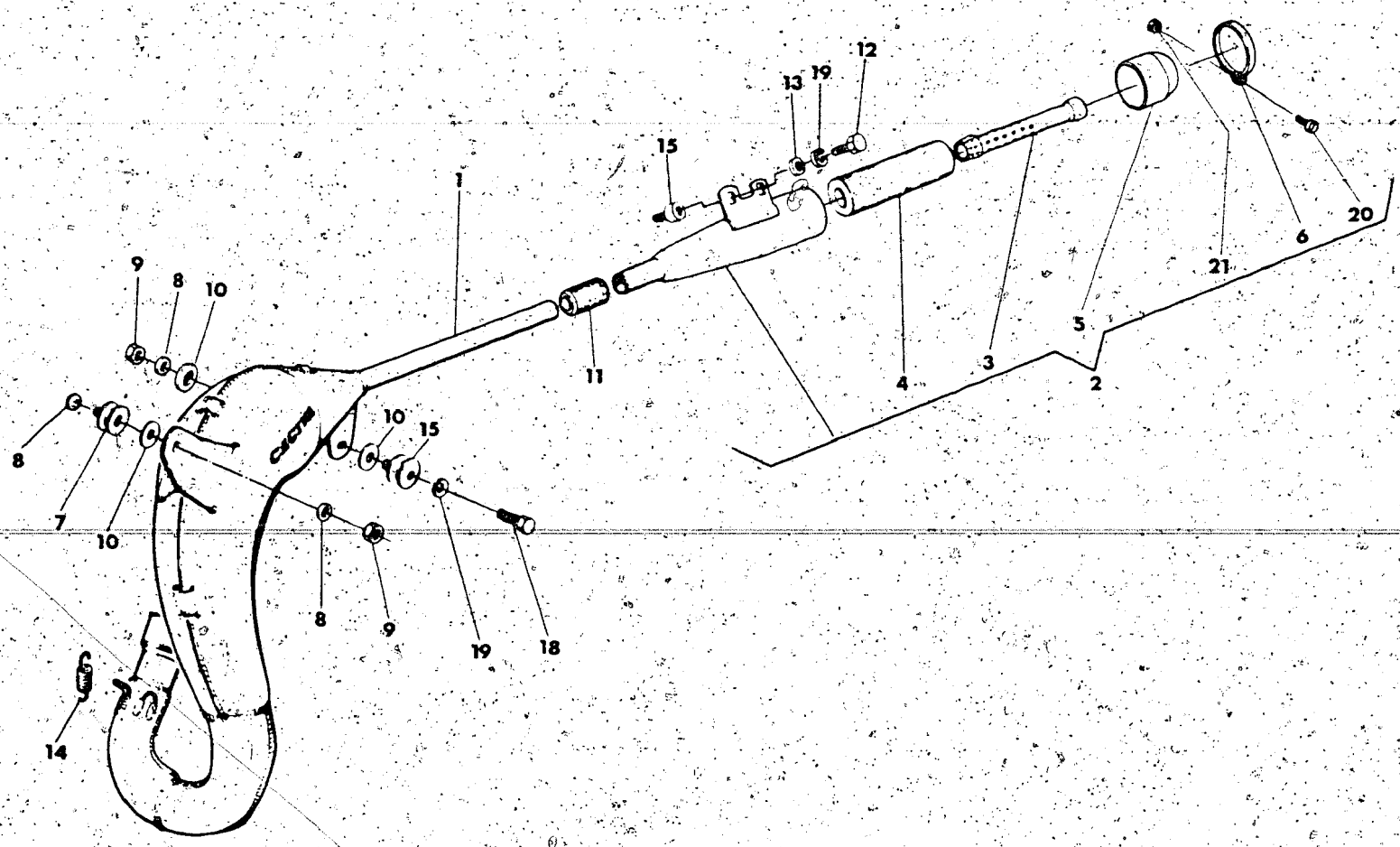

Note Notes Notes Marke	Index No. Pos. N.	Code N. Nr. Code N. Cod Code Nr.	DENOMINAZIONE	NAME	DESIGNATION	BESHREIBUNG	Q ty Q tà Q te M ge	Validity Validità Validité Gültig
•	1	35194	Tubo di scarico	Exhaust pipe	Tuyau d'échappement	Auspuffrohr	1	
•	2	38212	Assieme silenziatore di scarico	Silencer	Silencieux	Schalldampfer	1	
•	3	36326	Tubo forato	Tube	Tuyau	Rohr	1	
•	4	38242	Lana di vetro	Fiberglass	Laine de verre	Glaswolle	1	
•	5	38241	Scodellino terminale	Cap	Capuchon	Haube	1	
•	6	38240	Fascetta	Clamp	Collier	Schelle	1	
•	7	30808	Antivibrante	Damper	Element antivibrant	Vibrierschatzelement	1	
•	8	1911	Rosetta	Washer	Rondelle	Scheibe	3	
•	9	14668	Dado frenato	Nut	Ecrou	Mutter	1	
•	10	30809	Rondella di amianto	Washer	Rondelle	Scheibe	4	
•	11	32551	Manicotto	Connector	Manchon	Muffe	1	
•		31632	Manicotto	Connector	Manchon	Muffe	1	
•	12	N1137-G22	Vite	Screw	Vis	Schraube	2	
•	13	28810	Rosetta	Washer	Rondelle	Scheibe	3	
•	14	27593	Molla	Spring	Ressort	Feder	2	
•	15	31854	Antivibrante	Damper	Element antivibrant	Vibrieschatzelement	3	
•	18	N1137-G22	Vite	Screw	Vis	Schraube	1	
•	19	N15538-G22	Rosetta elastica	Lock washer	Rondelle elastique	Federsheibe	4	
•	20	N2900-G22	Vite	Screw	Vis	Schraube	1	
•	21	N15192-G22	Dado	Nut	Ecrou	Mutter	1	

2 38212/USA SPARK ARRESTOR

- In alternativa
- In alternative
- En alternative
- Die Auswahl

N° CATALOGO - CATALOG No. - Nr. CATALOGUE - KATALOG Nr.: 38261 PAGINA EMESSA Aprile '83 - PAGE ISSUED April '83 - PAGE IMPRIMÉE Avril '83 - SEITE HERAUSGEGEBEN April '83

RUOTA ANTERIORE
FRONT WHEEL
ROUE AVANT
VORDERRAD

DRAWING-TAVOLA
TABLE-BILD

21

WRX 125

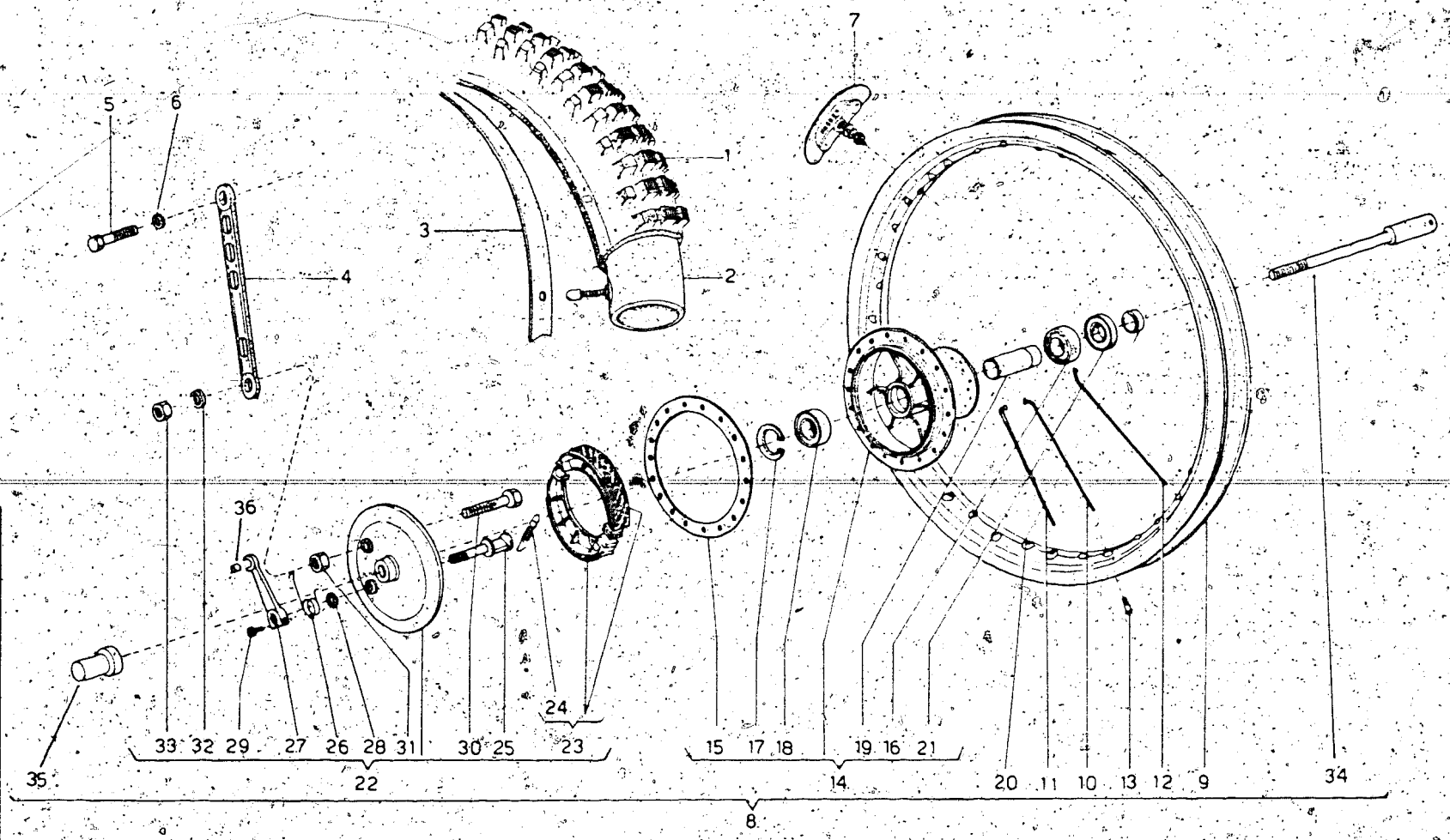

Note Notes Notes Marke	Index No Pos N	Code N Nr Code N Cod Code Nr	DENOMINAZIONE	NAME	DESIGNATION	BESHREIBUNG	Q ty Q tà Q te M ge	Validity Validità Validité Gültig
☐	1	27463	Pneumatico 3.00 × 21" MT 16 Pirelli	Tire 3.00 x 21" MT 16 Pirelli	Pneu 3.00 x 21" MT 16 Pirelli	Reifen 3.00 x 21" MT 16 Pirelli	1	
☐	2	18648	Camera d'aria	Tube	Chambre à air	Gummischlauch	1	
☐	3	13346	Fascia copriraggi	Rim strip	Bande	Felgenband	1	
☐	4	33786	Tirante freno ant.	Tie rod	Tirant	Zugstange	1	
☐	5	N1144-G22	Vite	Screw	Vis	Schraube	1	
☐	6	N15506-G22	Rosetta piana	Washer	Rondelle	Scheibe	1	
☐	7	32758	Staffa blocc. pneumatico	Tire blend clamp	Plaque d'arret pneu	Sicherungsplatte	1	
☐	8	38969	Assieme ruota ant. senza pneumatico	Front wheel assy	Roce AV compl.	Vorderrad Kpl.	1	
☐	9	32934	Cerchio WM1/1.6 × 21"	Rim WM1/1.6 x 21"	Jante WM1/1.6 x 21"	Felge WM1/1.6 x 21"	1	
☐	10	33752	Raggio int. lato coperchio	Spoke	Rayon	Speiche	9	
☐	11	33753	Raggio est. lato coperchio	Spoke	Rayon	Speiche	9	
☐	12	30511	Raggio lungo	Spoke	Rayon	Speike	18	
☐	13	N29004	Nipplo	Nipple	Nipple	Nippel	36	
☐	14	32335	Mozzo anteriore compl.	Hub	Moyeu	Radnabe	1	
☐	15	32337	Anello rinforzo	Ring	Anneau	Ring	1	
☐	16	1659	Cuscinetto	Bearing	Roulement	Lager	1	
☐	17	N21266-G2	Anello elastico	Circlip	Bague d'arret	Federring	1	
☐	18	26859	Cuscinetto	Bearing	Roulement	Lager	1	
☐	19	32338	Distanziale interno	Spacer	Entretoise	Abstandsstuck	1	
☐	20	32339	Distanziale esterno	Spacer	Entretoise	Abstandsstuck	1	
☐	21	22961	Anello di tenuta	Seal ring	Bague d'étanchéité	Dichtungsring	1	
☐	22	33791	Assieme coperchio portaceppi	Side plate assy	Couvercle compl.	Deckel. Kpl.	1	
☐	23	32342	Ceppi freno	Brake shoe assy	Sabots de frein compl.	Bremsbacke. Kpl.	1	
☐	24	32344	Molla ceppi	Spring	Ressort	Feder	2	
☐	25	32345	Camma com. ceppi	Cam brake shoe assy	Came compl.	Steuernocken Kpl.	1	
☐	26	33793	Molla leva	Spring	Ressort	Feder	1	
☐	27	32347	Leva com. ceppi	Lever	Levier	Kebel	1	
☐	28	6500/1	Rosetta	Washer	Rondelle	Scheibe	1	
☐	29	N1081-G22	Vite	Screw	Vis	Schrauble	1	
☐	30	N1210-G22	Vite fiss. tirante com. portaceppi	Screw	Vis	Schraube	1	
☐	31	N15066-G22	Dado	Nut	Ecrou	Mutter	1	
☐	32	N15507-G22	Rondella piana	Washer	Rondelle	Scheibe	1	
☐	33	N15197-G22	Dado	Nut	Ecrou	Mutter	1	
☐	34	31466	Perno ruota	Axle	Axe	Stift	1	
☐	35	31467	Boccola ferma ruota	Bushing	Douille	Buchse	1	
☐	36	27649	Barilotto per leva com. freno ant.	Retainer	Cliquet	Nippelaufnahme	1	
☐	-	38970	Mozzo ruota compl. di coperchio portaceppi	Hub assy with side plate	Moyeau compl. avec couvercle	Radnabe und Deckel Kpl.	1	

N° CATALOGO - CATALOG No. - Nr. CATALOGUE - KATALOG Nr.: 38261 PAGINA EMESSA Aprile '83 - PAGE ISSUED April '83 - PAGE IMPRIMEE Avril '83 - SEITE HERAUSGEGEBEN April '83

RUOTA ANTERIORE
FRONT WHEEL
ROUE AVANT
VORDERRAD

DRAWING-TAVOLA
TABLE-BILD

21A

WRX 250

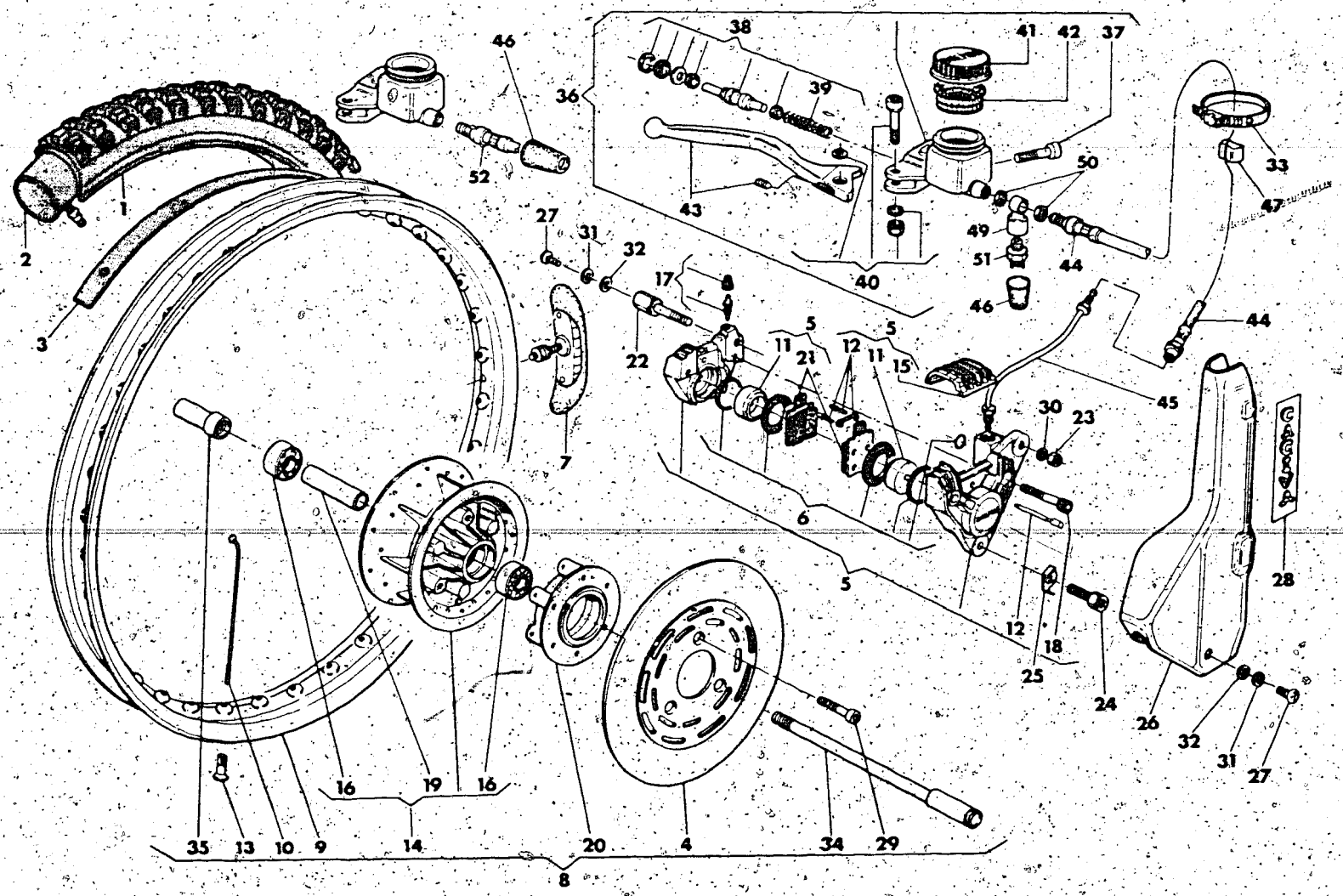

Note Notes Notes Marke	Index No. Pos. N.	Code N° Nr. Code N. Cod. Code Nr	DENOMINAZIONE	NAME	DESIGNATION	BESHREIBUNG	Q.ty Q.tà Q.te M.ge	Validity Validità Validité Gültig
•	1*	32468	Pneumatico 3.00x21'' MT 25 Pirelli	Tire 3.00×21'' MT 25 Pirelli	Pneu 3.00×21'' MT 25 Pirelli	Reifen 3.00×21'' MT 25 Pirelli	1	
		36239	Pneumatico 3.00x21'' MT 32 Pirelli	Tire 3.00×21'' MT 32 Pirelli	Pneu 3.00×21'' MT 32 Pirelli	Reifen 3.00×21'' MT 32 Pirelli	1	
		27463	Pneumatico 3.00x21'' MT 16 Pirelli	Tire 3.00×21'' MT 16 Pirelli	Pneu 3.00x21'' MT 16 Pirelli	Reifen 3.00×21'' MT 16 Pirelli	1	
•	2	18648	Camera d'aria	Inner tube	Chambre à air	Gummischlausch	1	
•	3	13346	Fascia copriraggi	Rim strip	Bande de jantes	Felgenband	1	
•	4	35606	Disco	Disc	Disque	Scheibe	1	
•	5	35677	Pinza completa	Caliper	Etrier	Greifen	1	
•	6	29627	Gruppo revisione guarn.	Seal set	Kit de joint	Dichtungsatz	1	
•	7	32758	Staffa blocc. pneumatico	Tire blend clamp	Plaque d'arret pneu	Sicherungsplatte	1	
•	8	38846	Assieme ruota ant. senza pneumatico	Front wheel assy	Roue AV compl.	Vorterrad Kpl.	1	
•	9	35595	Cerchio WM1/1.6x21''	Rim WM1/1.6×21''	Jante WM1/1.6×21''	Felge WMX1/1.6×21''	1	
•	10	35592	Raggio	Spoke	Rayon	Speiche	36	
•	11	29058	Pistoncino	Piston	Piston	Kolben	2	
•	12	36121	Gruppo rev. perni pastiglie	Pins set	Kit de pivots	Stiftensatz	1	
•	13	N29004	Nipplo	Nipple	Nipple	Nippel	36	
•	14	35599	Mozzo anteriore compl.	Hub assy	Moyeu compl.	Radnabe Kpl.	1	
•	15	29066	Coperchio	Cover	Couvercle	Dekel	1	
•	16	15658	Cuscinetto	Bearing	Roulement	lager	2	
•	17	36124	Gruppo revisione spurgo	Screw set	Kit de vis	Schraubensatz	1	
•	18	36126	Vite	Screw	Vis	Schraube	1	
•	19	35600	Distanziale	Spacer	Entretoise	Abstandsstuck	1	
•	20	35605	Distanziale esterno	Spacer	Entretoise	Abstandsstuck	1	
•	21	36145	Coppia pastiglie	Pads	Patins	Schelag	1	
•	22	36466	Vite superiore	Screw	Vis	Schraube	1	
•	23	14668	Dado	Nut	Ecrou	Mutter	1	
•	24	36263	Vite inferiore	Screw	Vis	Schraube	1	
•	25	33556	Piastrina sicurezza	Plate	Plaquette	Platte	1	
•	26	36226	Protezione pinza	Caliper guarde	Protection étirer	Greifenschutz	1	
•	27	36467	Vite	Screw	Vis	Schraube	2	
•	28	36468	Decalcomania	Trim	Décalcomanie	Streifen	1	
•	29	35607	Vite	Screw	Vis	Schraube	3	
•	30	N15506-G22	Rosetta piana	Wascher	Rondelle	Scheibe	1	
•	31	N15536-G22	Rosetta elastica	Spring washer	Rondelle élastique	Federscheibe	2	
•	32	N15504-G22	Rondella piana	Wascher	Rondelle	Scheibe	2	
•	33	27521	Fascetta	Clamp	Collier	Schelle	1	
•	34	35603	Perno ruota	Axle	Axle	Stift	1	
•	35	38848	Boccola	Busching	Douille	Busche	1	

N° CATALOGO - CATALOG No. - Nr. CATALOGUE - KATALOG Nr.: 38261 PAGINA EMESSA Aprile '83 - PAGE ISSUED April '83 - PAGE IMPRIME Avril '83 - SEITE HERAUSGEGEBEN April '83

RUOTA ANTERIORE
FRONT WHEEL
ROUE AVANT
VORDERRAD

DRAWING-TAVOLA
TABLE-BILD

21A
WRX 250

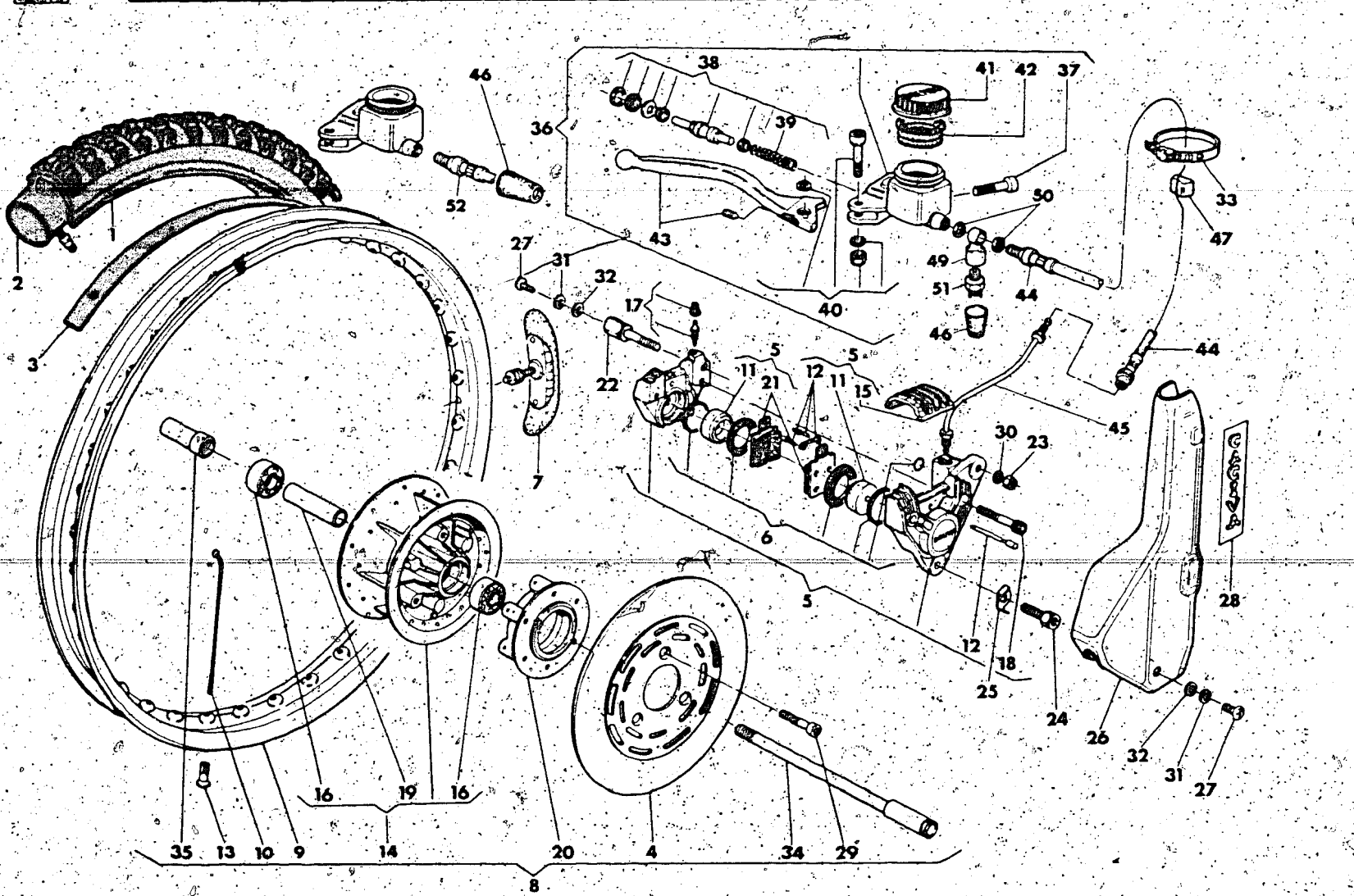

Note Notes Notes Marks	Index No. Pos. N.	Code N. Nr. Code N. Cod. Code Nr.	DENOMINAZIONE	NAME	DESIGNATION	BESHREIBUNG	Q.ty Q.tà Q.te M.ge	Validity Validità Validité Gultig
•	36	35674	Ass. pompa	Pump assy	Pompe compl.	Pumpe Kpl.	1	
•	37	N2509-G22	Vite	Screw	Vis	Schraube	1	
•	38	36268	Gruppo revisione guarn.	Seal set	Kit de joint	Dichtungsatz	1	
•	39	36269	Molla	Spring	Ressort	Feder	1	
•	40	29634	Gruppo revisione viti per leva	Screw set for lever	Kit de vis pour levier	Schraubesatz für hebel	1	
•	41	25304	Tappo	Plug	Bouchon	Verschluss	1	
•	42	27065	Membrana a soffietto	Rubber boot	Soufflet	Membran	1	
•	43	36163	Leva comando freno compl.	Lever assy	Levier compl.	Hebel Kpl.	1	
•	44	38596**	Tubo flessibile	Flexible pipe	Tuyau flexible	Biegasmrohr	1	
•	45	35675	Tubo rigido	Not flexible pipe	Tuyau rigide	Strengrohr	1	
•	46	35078	Cappuccio	Cap	Capouchon	Kappe	1	
•	47	36164	Gommino per tubo	Rubber for pipe	Caoutchouc pour tuyau	Gummistück für rohr	1	
•	49	38643**	Raccordo	Rubber	Raccord	Anschlujß	1	
•	50	21840**	Rosetta di tenuta	Washer	Rondelle	Scheibe	2	
•	51	25929**	Interruttore stop ant.	Front switch	Interrupteur A.V.	Vorderschalter	1	
•	52	35676	Tubo flessibile	Flexible pipe	Tuyau flexible	Biegasmohs	1	

* : In alternativa
* : In alternative
* : En alternative
* : Die Auswahl

** : Solo per mercato europeo
** : For European Market
** : Pour le marché europeienne
** : Für Europäisch Absatzgebiet

N° CATALOGO - CATALOG No. - Nr. CATALOGUE - KATALOG Nr.: 38261 PAGINA EMESSA Aprile '83 - PAGE IUSSED April '83 - PAGE IMPRIME Avril '83 - SEITE HERAUSGEGEBEN April '83

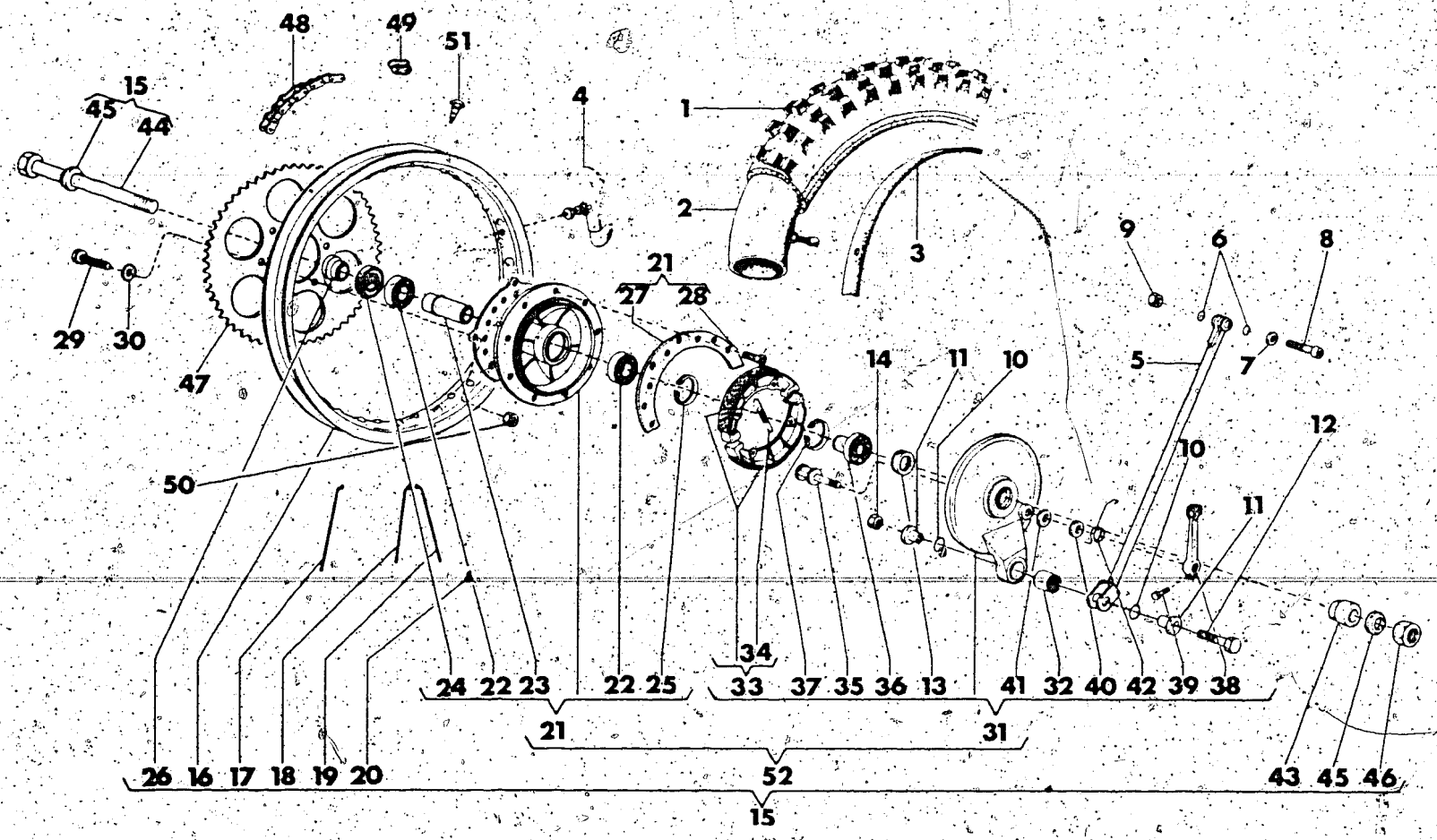

Note Notes Notes Marke	Index No. Pos. N.	Code N. Nr. Code N. Cod. Code Nr.	DENOMINAZIONE	NAME	DESIGNATION	BESHREIBUNG	Q.ty Q.tà Q.te Menge	Validity Validità Validité Gültig
•	1	33609	Pneumatico 4.00x18'' MT 25 Pirelli	Tires 4.00x18'' MT25 Pirelli	Pneu 4.00x18'' MT25 Pirelli	Reifen 4.00x18'' MT25 Pirelli	1	
•		35453	Pneumatico 4.25x18'' MT32 Pirelli	Tire 4.25x18'' MT32 Pirelli	Pneu 4.25x18'' MT32 Pirelli	Reifen 4.25x18'' MT25 Pirelli	1	
Δ		32441	Pneumatico 4.00 × 18'' MT16 Pirelli	Tire 4.00x18'' MT16 Pirelli	Pneu 4.00x18'' MT16 Pirelli	Reifen 4.00x18'' MT16 Pirelli	1	
Δ	2	33607	Camera d'aria	Tube	Chambre à air	Gummischlauch	1	
Δ	3*	1688	Fascia copriraggi	Rim strip	Bande	Felgenband	1	
Δ		21611	Fascia copriraggi	Rim strip	Bande	Felgenband	1	
Δ	4	32759	Staffa blocc. pneumatico	Bracket	Bride	Befestigungsbügel	1	
Δ	5	33782	Tirante	Tie rod	Tirant	Zugstange	1	
Δ	6	22551	Anello OR	''O'' Ring	Joint ''O''	O-Ring	2	
Δ	7	13419	Rosetta	Washer	Rondelle	Scheibe	1	
Δ	8	N2513-G22	Vite	Screw	Vis	Schraube	1	
Δ	9	14868	Dado	Nut	Ecrou	Mutter	1	
Δ	10	23114	Anello OR	''O'' Ring	Joint ''O''	O-Ring	2	
Δ	11	32127	Bussola	Bushing	Douille	Buchse	2	
Δ	12	N1146-G22	Vite	Screw	Vis	Schraube	1	
Δ	13	22961	Anello di tenuta	Seal ring	Bague d'étanchéité	Dichtungsring	1	
Δ	14	14668	Dado frenato	Nut	Ecrou	Mutter	1	
□	15	34111	Assieme ruota posteriore senza corona e pneumatico	Rear wheel assy without sprocket and tire	Roue AR compl. sans couronne et pneu	Hinterrad Kpl. ohne kranz und reifen	1	
•		36458	Assieme ruota posteriore senza corona e pneumatico	Rear wheel assy without sprocket and tire	Roue AR compl. sans couronne et pneu	Hinterrad Kpl. ohne kranz und reifen	1	
□	16	33316	Cerchio WM2/1.85x18''	Rim WM2/1.85x18''	Jante WM2/1.85x18''	Felge WM2/1.85x18''	1	
•		36284	Cerchio WM2/1.85x18''	Rim WM2/1.85x18''	Jante WM2/1.85x18''	Felge WM2/1.85x18''	1	
□	17	34574	Raggio lato corona	Spoke	Rayon	Speiche	18	
•		36285	Raggio lato corona	Spoke	Rayon	Speiche	18	
Δ	18	34576	Raggio lato freno interno	Spoke	Rayon	Speiche	9	
Δ	19	34575	Raggio lato freno esterno	Spoke	Rayon	Speiche	9	
Δ	20	N29005	Nipplo	Nipple	Nipple	Nippel	36	
Δ	21	32835	Assieme mozzo	Rear hub assy	Moyeu compl.	Radnabe Kpl.	1	
Δ	22	21903	Cuscinetto	Bearing	Roulement	Lager	2	
Δ	23	32837	Distanziale interno	Spacer	Entretoise	Abstandsstuck	1	
Δ	24	22963	Anello di tenuta	Seal ring	Bague d'étanchéitee	Dichfungsring	1	
Δ	25	N21269-G2	Anello Seeger	Circlip	Bague d'arret	Federring	1	
Δ	26	32836	Distanziale esterno	Spacer	Entretoise	Abstandsstuck	1	
Δ	27	32838	Flangia portaraggi	Flange	Flasque	Flansch	1	
Δ	28	32839	Vite	Screw	Vis	Schraube	9	
Δ	29	N1144-G22	Vite	Screw	Vis	Schraube	6	
Δ	30	N15506-G22	Rosetta	Washer	Rondelle	Scheibe	6	
Δ	31	32841	Assieme coperchio portaceppi	Side plate assy	Couvercle compl.	Deckel Kpl.	1	
Δ	32*	32223	Boccola a rullini	Needle bearing	Roulement a aiguilles	Nadelkafig	1	
Δ		32224	Boccola a rullini	Needle bearing	Roulement a aiguilles	Nadelkafig	1	
Δ	33	32843	Ceppi freno	Brake shoe assy	Sabots de frein compl.	Bremsbacke, Kpl.	1	

N° CATALOGO - CATALOG No. - Nr. CATALOGUE - KATALOG Nr.: 38261 PAGINA EMESSA Aprile '83 - PAGE ÉMISSED April '83 - PAGE IMPRIMÉ Avril '83 - SEITE HERAUSGEGEBEN April '83

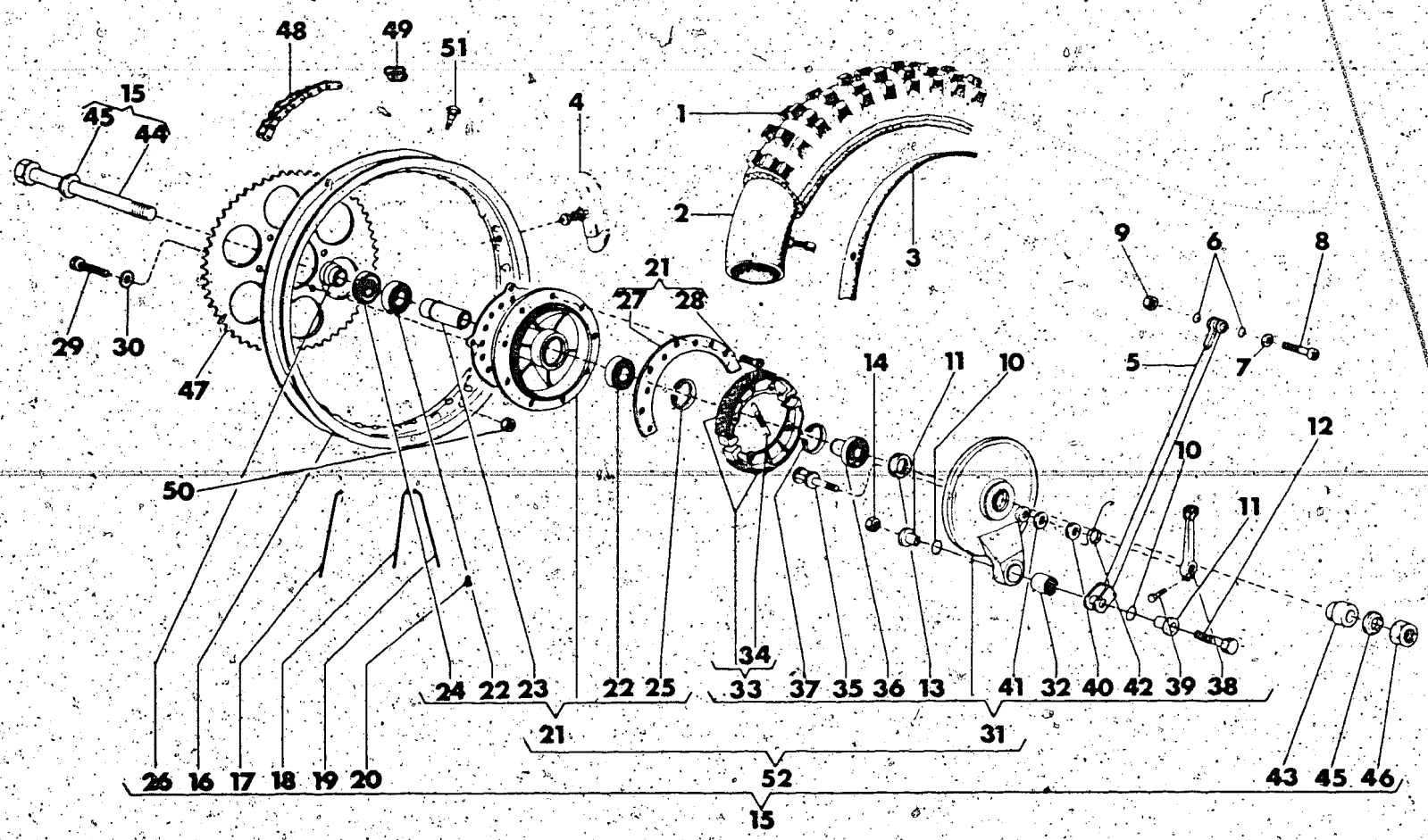

Note Notes Notes Marke	Index No. Pos. N.	Code N. Nr. Code N. Cod. Code Nr.	DENOMINAZIONE	NAME	DESIGNATION	BESHREIBUNG	Q.ty Q.tà Q.te M.ge	Validity Validità Validité Gültig
Δ	34	32845	Molla	Spring	Ressort	Feder	2	
Δ	35	32846	Camma	Cam	Came	Nocken	1	
Δ	36	32847	Cuscinetto con distanziale	Bearing	Roulement	Lager	1	
Δ	37	N21270-G2	Anello Seeger	Circlip	Bague d'arret	Federring	1	
Δ	38	32848	Leva com. ceppi	Lever	Levier	Steverhebel	1	
Δ	39	N1083-G22	Vite	Screw	Vis	Schraube	1	
Δ	40	31457	Guarnizione	Gasket	Joint	Dichtung	1	
Δ	41	7380	Rosetta	Washer	Rondelle	Scheibe	1	
Δ	42	32849	Molla	Spring	Ressort	Feder	1	
Δ	43	32850	Distanziale	Spacer	Entretoise	Abstandsstuck	1	
Δ	44	32746	Perno ruota	Pin	Pivot	Stift	1	
Δ	45	31492	Rosetta	Washer	Rondelle	Scheibe	2	
Δ	46	N15055-G22	Dado	Nut	Ecrou	Mutter	1	
•	47	33398	Corona z=48 (di serie)	Sprocket z=48 (Standard)	Couronne z=48 (en serie)	Kranz z=48 (in serie)	1	
□		33396	Corona z=46 (di serie)	Sprocket z=46 (standard)	Couronne z=46 (en serie)	Kranz z=46 (in serie)	1	
Δ		33394	Corona z=44	Sprocket z=44	Couronne z=44	Kranz z=44	1	
□	48	33418	Catena REGINA 5/8''×6,5 Tipo 135 GP	Chain REGINA 5/8''×6,5 Tipo 135 GP	Chaine REGINA 5/8''×6,5 Tipo 135 GP	Kette REGINA 5/8''×6,5 Tipo 135 GP	1	
•		33417	Catena REGINA 5/8''×6,5 Tipo 135 GP	Chain REGINA 5/8''×6,5 Tipo 135 GP	Chaine REGINA 5/8''×6,5 Tipo 135 GP	Kette REGINA 5/8''×6,5 Tipo 135 GP	1	
Δ	49	33507	Giunto	Master link	Accouplement	Kupplung	1	
Δ	50	N15035-G22	Dado	Nut	Ecrou	Mutter	6	
Δ	51	9032	Tampone	Rubber	Tampon	Stopfen	1	
Δ	52	38750	Mozzo compl. di coperchio portaceppi	Hub assy with side plate	Moyeau compl. avec couvercle	Radnabe und Deckel Kpl.	1	

• In alternativa
• In alternative
• En alternative
• Die Auswahl

N° CATALOGO - CATALOG No. - Nr. CATALOGUE - KATALOG Nr.: 38261 PAGINA EMESSA Aprile '83 - PAGE IUSSED April '83 - PAGE IMPRIME Avril '83 - SEITE HERAUSGEGEBEN April '83

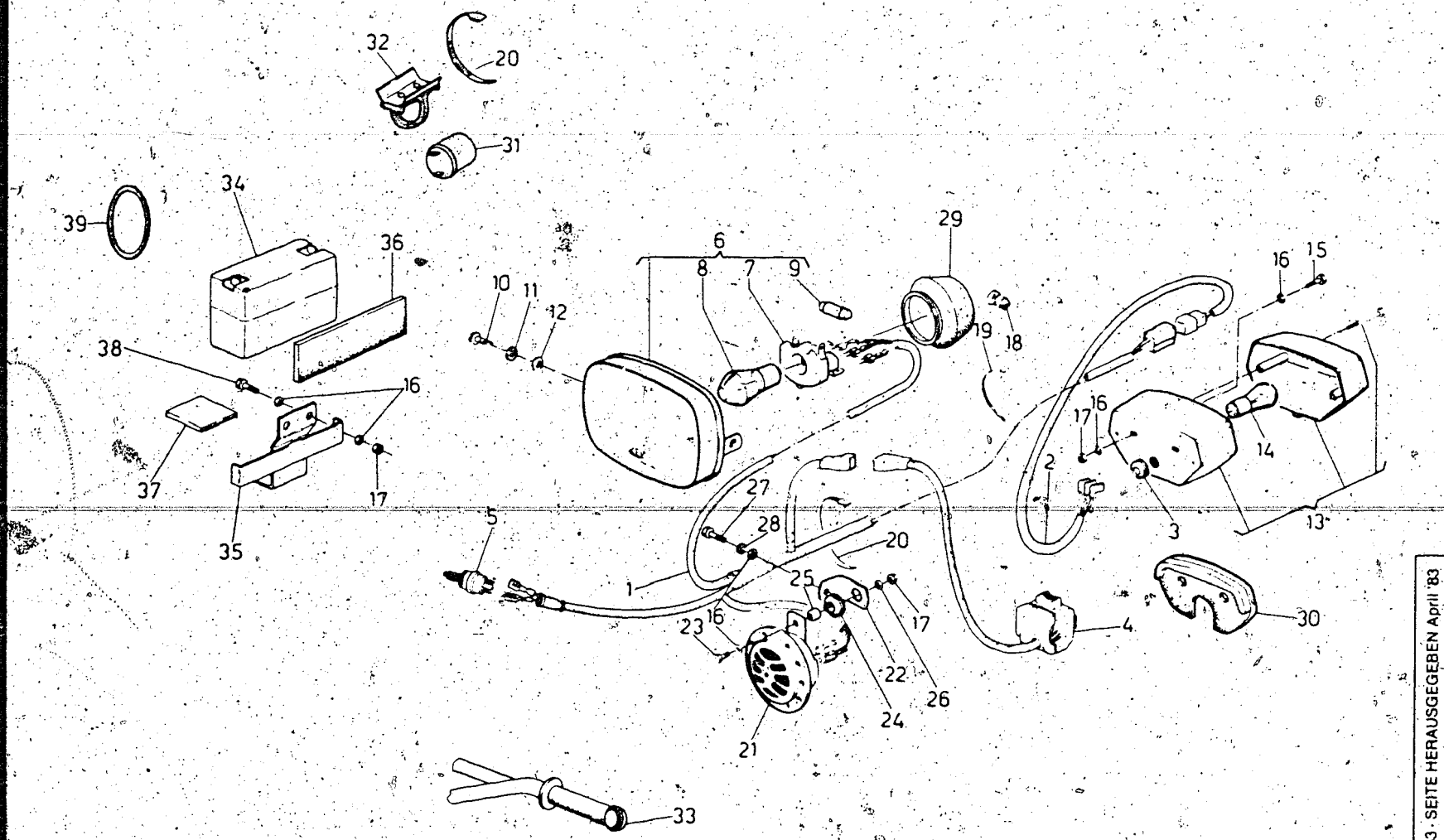

Note Notes Notes Marke	Index No. Pos. N.	Code N. Nr. Code N. Cod. Code Nr.	DENOMINAZIONE	NAME	DESIGNATION	BESHREIBUNG	Q ty Q tà Q te M ge	Validity Validità Validité Gultig
□	1	35399	Gruppo principale cavi	Cable set	Groupe de câbles	Kabelgruppe	1	
□		35522	Gruppo principale cavi (D)	Cable set (D)	Groupe de câbles (D)	Kabelgruppe (D)	1	
•		38598	Gruppo principale cavi	Cable set	Groupe de câbles	Kabelgruppe	1	
Δ	2	31649	Cavo fra fan. post. e gruppo cavi	Cable	Câble	Kabel	1	
Δ	3	16132	Passacavo	Cable guide	Guide câble	Kabelführung	1	
Δ	4	32939	Commutatore sul manubrio	Change-over switch	Commutateur	Umschalter	1	
□		33101	Commutatore sul man. (D)	Change-over switch (D)	Commutateur (D)	Umschalter (D)	1	
□	5*	14340	Interruttore stop freno ant.	Front stop signal switch	Interrupteur de stop avant	Vordbremslichtschalter	1	
□		32940	Interruttore stop freno ant.	Front stop signal switch	Interrupteur de stop avant	Vordbremslichtschalter	1	
Δ	6	35252	Proiettore completo	Headlamp assembly	Projecteur compl.	Scheinwerfer, Kpl.	1	
Δ		35276	Proiettore completo (F)	Headlamp assembly (F)	Projecteur compl. (F)	Scheinwerfer, Kpl. (F)	1	
Δ	7	31658	Porta lampada	Lamp holder	Douille	Lampenfass	1	
Δ	8	14836	Lampada biluce 6V-35/35W	6V-35/35W bulb	Lampe 6V-35/35W	Lampe 6V-35/35W	1	
Δ		33298	Lampada biluce (F)	Bulb (F)	Lampe (F)	Lampe (F)	1	
Δ	9	6208	Lampada a siluro 6V-5W	Bulb 6V-5W	Lampe 6V-5W	Lampe 6V-5W	1	
Δ	10	33564	Vite fiss. proiettore	Locking screw	Vis d'arret	Schraube	2	
Δ	11	30232	Rosetta in gomma	Rubber washer	Rondelle	Scheibe	2	
Δ	12	2709	Rosetta piana	Washer	Rondelle	Scheibe	2	
Δ	13	36341	Fanale posteriore	Tail light	Feu arrière	Hecklicht	1	
□		31597	Assieme fanale posteriore (D, CH)	Tail light assy (D, CH)	Feu ar. compl. (D, CH)	Hecklicht, Kpl. (D, CH)	1	
Δ	14	31663	Lampada biluce 6V-5/21W	6V-5/21W bulb	Lampe 6V-5/21W	Lampe 6V-5/21W	1	
Δ	15	N1080-G22	Vite	Screw	Vis	Schraube	2	
□		N1085-G22	Vite (D)	Screw (D)	Vis (D)	Schraube (D)	2	
Δ	16	N15504-G22	Rosetta piana	Washer	Rondelle	Scheibe	6	
□		N15504-G22	Rosetta piana (D)	Washer (D)	Rondelle (D)	Scheibe (D)	10	
Δ	17	14868	Dado frenato	Nut	Ecrou	Mutter	3	
□		14868	Dado frenato (D)	Nut (D)	Ecrou (D)	Mutter (D)	5	
Δ	18	31661	Ancoraggio cavi	Cables anchor	Blocage câbles	Sperrung	6	
Δ	19	21811	Fascetta	Clamp	Collier	Schelle	11	
Δ	20	21812	Fascetta	Clamp	Collier	Schelle	2	
Δ	21	31706	Avvisatore acustico	Horn	Avertiss. acoustique	Hupe	1	
□		33106	Avvisatore acustico (D)	Horn (D)	Avertiss. acoustique (D)	Hupe (D)	1	
Δ	22	31707	Squadretta	Support plate	Support	Halter	1	
□		34057	Squadretta sost. avvis. acust. (D)	Support plate (D)	Support (D)	Halter (D)	1	
Δ	23	N1082-G22	Vite	Screw	Vis	Schraube	1	
□		N1081-G22	Vite fiss. avv. acustico (D)	Screw (D)	Vis (D)	Schraube (D)	1	
Δ	24	18048	Gommino antivibrante	Rubber	Caoutchouc	Gummistück	1	
Δ	25	18153	Distanziale	Spacer	Entretoise	Distanzstück	1	
□		33115	Distanziale (D)	Spacer (D)	Entretoise (D)	Distanzstück (D)	1	

N° CATALOGO - CATALOG No. - Nr. CATALOGUE - KATALOG Nr.: 38261 PAGINA EMESSA Aprile '83 - PAGE IUSSED April '83 - SEITE HERAUSGEGEBEN April '83
PAGE IMPRIME Avril '83

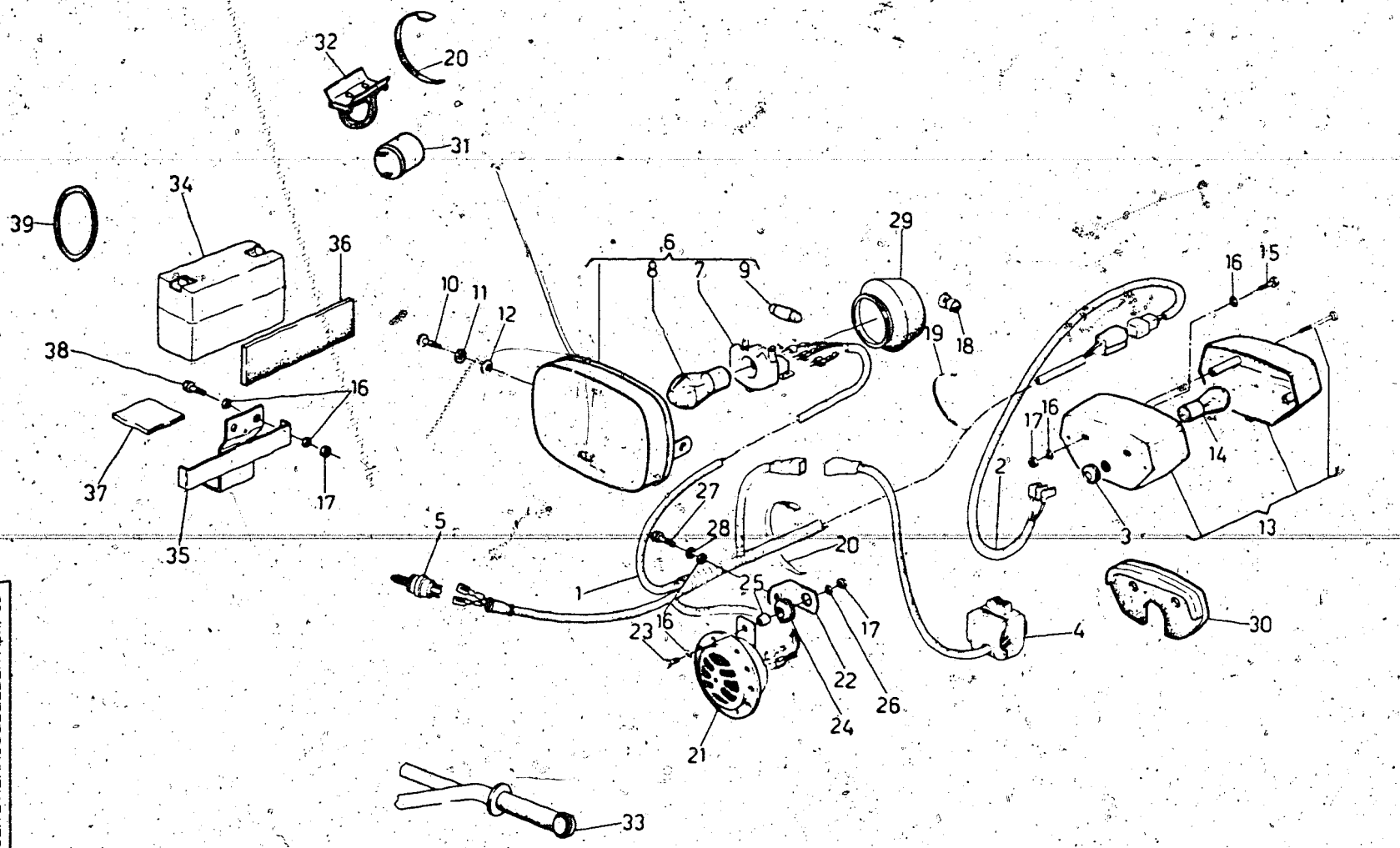

Note. Notes Notes Marke	Index No. Pos. N.	Code N. Nr. Code N. Cod. Code Nr.	DENOMINAZIONE	NAME	DESIGNATION	BESHREIBUNG	Q.ty Q.tà Q.te M.ge	Validity Validità Validité Gultig
Δ	26	22271	Rosetta piana	Washer	Rondelle	Scheibe	1	
□		22271	Rosetta piana (D)	Washer (D)	Rondelle (D)	Scheibe (D)	2	
Δ	27	N1078-G22	Vite	Screw	Vis	Schraube	1	
Δ	28	N15536-G22	Rosetta elastica	Spring washer	Rondelle élastique	Federscheibe	1	
Δ	29	36176	Cappuccio protez. portalampade	Cap	Capouchon	Kappe	1	
□	30	34401	Spessore per fanalino post. (D)	Shim (D)	Rondelle (D)	Scheibe (D)	1	
□	31	33100	Intermittenza (D)	Flashing (D)	Intermittence (D)	Blinkleuchte (D)	1	
□	32	33116	Supporto interm. (D)	Holder (D)	Support (D)	Halter (D)	1	
□	33	33102	Indicatore di direzione (D)	Turn indicator (D)	Clignotant (D)	Blinker (D)	2	
□	34	33099	Accumulatore a secco (D)	Dry battery (D)	Batterie (D)	Trokenbatterie (D)	1	
□	35	34058	Supporto accumulatore (D)	Battery holder (D)	Support batterie (D)	Batteriehalter (D)	1	
□	36	34062	Spessore elastico (D)	Shim (D)	Rondelle élastique (D)	Federscheibe (D)	1	
□	37	34063	Spessore elastico (D)	Shim (D)	Rondelle élastique (D)	Federscheibe (D)	1	
□	38	N1078-G22	Vite (D)	Screw (D)	Vis (D)	Schraube (D)	2	
□	39	22846	Anello toroidale (D)	Ring (D)	Bague (D)	Dichtung (D)	1	

* In alternativa.
* In alternative.
* En alternative.
* Die Auswahl.

N° CATALOGO - CATALOG No. - Nr. CATALOGUE - KATALOG Nr.: 38281 PAGINA EMESSA Aprile '83 - PAGE ISSUED April '83 - PAGE ÉMISE Avril '83 - SEITE HERAUSGEGEBEN April '83

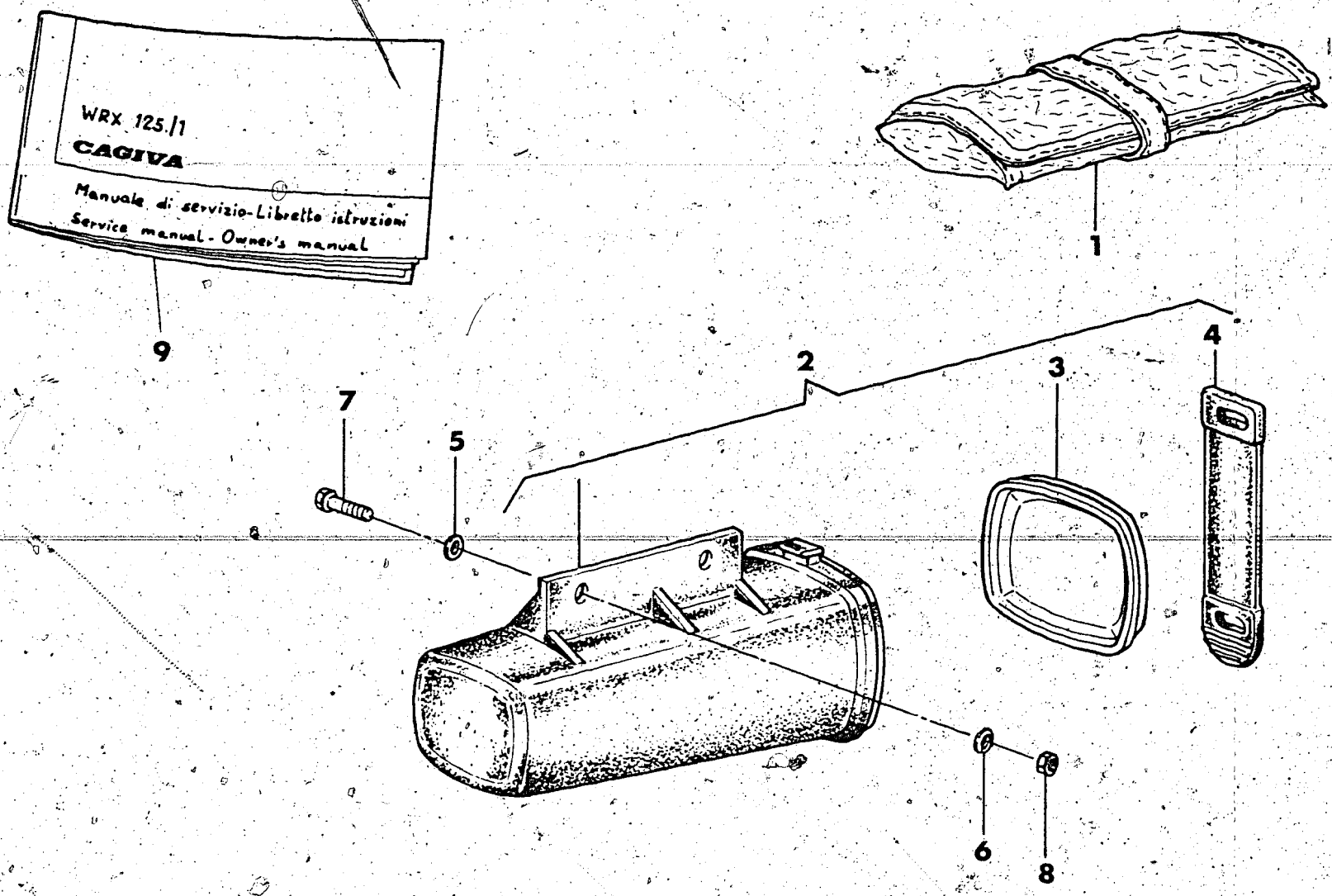

Note Notes Notes Marke	Index No. Pos. N.	Code N. Nr. Code N. Cod. Code Nr.	DENOMINAZIONE	NAME	DESIGNATION	BESHREIBUNG	Q.ty Q.tà Q.te M.ge	Validity Validità Validité Gultig
Δ	1	35254	Borsa attrezzi completa	Tool case assy	Trousse à utils compl.	Werkzenggtasche	1	
Δ	2	33951	Contenitore per borsa attrezzi	Tool box	Trousse à outils	Werkzeugtasche	1	
Δ	3	34223	Coperchio	Cover	Couvercle	Dekel	1	
Δ	4	34224	Fascia elastica	Clamp	Collier	Schelle	1	
Δ	5	22271	Rondella piana	Washer	Rondelle	Scheibe	2	
Δ	6	N15504-G22	Rondella piana	Washer	Rondelle	Scheibe	2	
Δ	7	N1079-G22	Vite	Screw	Vis	Schraube	2	
Δ	8	14868	Dado autobloccante	Nut	Ecrou	Mutter	2	
□	9	38361	Manuale per l'uso e la manutenzione	Handbook	Emploi d'entretien	Handbuch	1	
•		38260	Manuale per l'uso e la manutenzione	Handbook	Emploi d'entreiten	Handbuch	1	

N° CATALOGO - CATALOG No. - Nr. CATALOGUE - KATALOG Nr.: 38261 PAGINA EMESSA Aprile '83 - PAGE IUSSED April '83 - PAGE IMPRIME Avril '83 - SEITE HERAUSGEGEBEN April '83

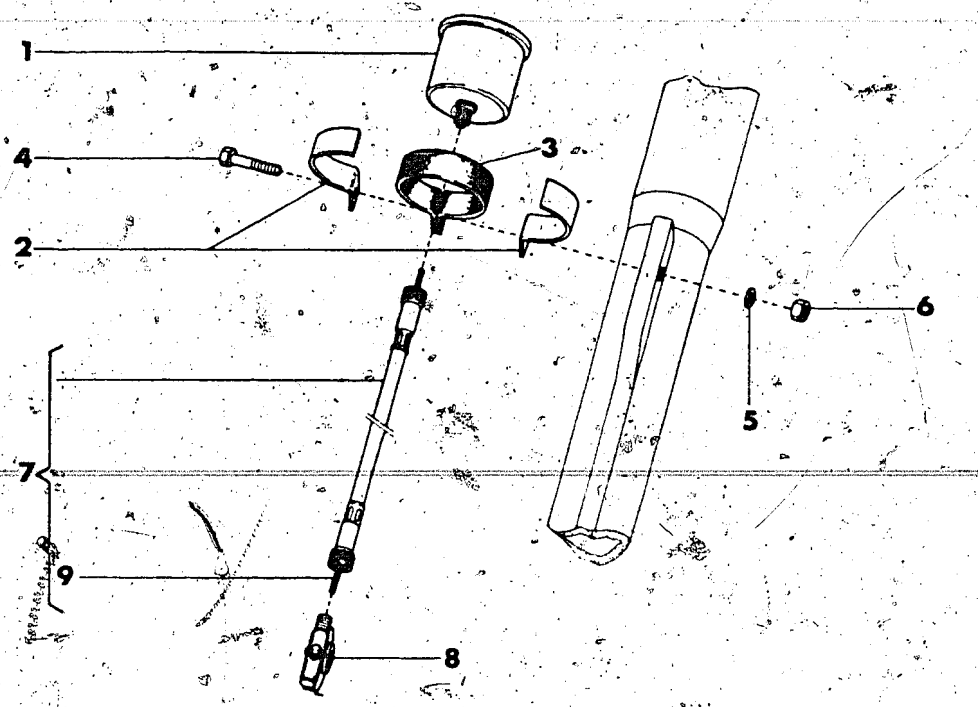

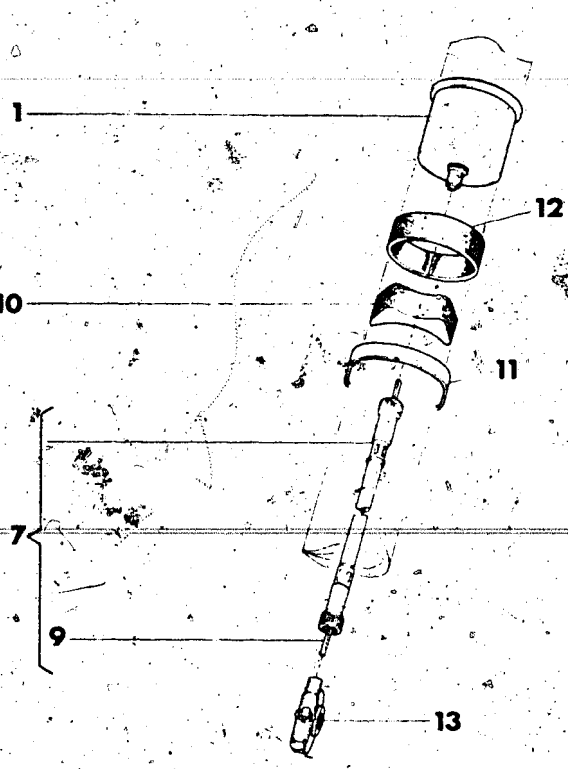

Note Notes Notes Marke	Index No. Pos. N.	Code N. Nr. Code N. Cod. Code Nr.	DENOMINAZIONE	NAME	DESIGNATION	BESHREIBUNG	Q.ty Q.tà Q.te M.ge	Validity Validità Validité Gultig
Δ	1	35536	Contachilometri	Speedometer	Comptp-Km	Km-Zahler	1	
□	2	35541	Piastrina	Plate	Plaquette	Platte	2	
□	3	35539	Spessore elastico	Elastic thickness	Epaiseur elastique	Elastischeerdike	1	
□	4	N1144-G22	Vite	Screw	Vis	Schraube	1	
□	5	N15506-G22	Rosetta piana	Washer	Rondelle	Scheibe	1	
□	6	14668	Dado	Nut	Ecrou	Mutter	1	
Δ	7	35538	Trasmissione contachilometri	Speedometer cable	Cable compte-km	Km-Zahler Kabel	1	
Δ	8	35537	Rinvio contakm.	Drive unit	Renvoi	Vergeleqe	1	
Δ	9	35543	Trasmissione flessibile	Cable	Cable	Kabel	1	
•	10	30560	Supporto elastico	Elastic holder	Support elastique	Halter	1	
•	11	38885	Fascetta	Clamp	Collier	Schelle	1	
•	12	38844	Spessore elastico	Elastic thickness	Epaiseur elastique	Elastische erdike	1	
•	13	38842	Rinvio contakm.	Drive unit	Eenvoi	Vergelege	1	

N. CATALOGO - CATALOG No. - N. CATALOGUE - KATALOG Nr. 38201 PAGINA EMESSA Aprile '83 - PAGE ISSUED April '83 - PAGE ÉMISE Avril '83 - SEITE HERAUSGEGEBEN April '83

INDEX

INDICE - INDEX - INDEX - INHALTSVERZEICHNIS

Tavola - Drawing
Table - Bild

1 Attrezzi di assistenza - Service Tools - Outils d'assistance - Hilfsausrüstung.
2 Testa-cilindro-pistone-manovellismo (WRX 125) - Cylinder head, cylinder, piston, crankshaft (WRX 125) - Culasse, cylindre, piston vilebrequin (WRX 125) - Zylinderkopf, Zylinder, Kolben, Kurberwelle. (WRX 125)
2A Testa-cilindro-pistone-manovellismo (WRX 250) - Cylinder head, cylinder, piston, crankshaft (WRX 250) - Culasse, cylindre, piston vilebrequin (WRX 250) - Zylinderkopf, Zylinder, Kolben, Kurberwelle. (WRX 250)
3 Raffreddamento - Cooling - Refroudissement - Wasserkühlung.
4 Basamento - Crankcase - Carter - Gehäuse.
5 Coperchi basamento - Crankcase covers - Couvercles carter - Gehäusedeckel
6 Avviamento - Starter - Démarrage - Anlasser.
7 Trasmissione primaria-Frizione - Primary drive, Clutch - Transmission primarie, Embrayage - Erster antrieb - Kupplung.
8 Cambio velocità - Transmission - Boîte de vitesse - Wechselgetriebe
9 Comando cambio - Shifter - Commande de vitesse - Gangschaltung
10 Parte elettrica - Ignition system - Parties électriques - Elektrische teile
11 Carburatore (WRX 125) - Carburetor (WRX 125) - Carburator (WRX 125) - Vergaser (WRX 125)
11A Carburatore (WRX 250) - Carburetor (WRX 250) - Carburator (WRX 250) - Vergaser (WRX 250)
12 Aspirazione e filtro aria (WRX 125) - Air box and filter (WRX 125) - Aspiration et filtre (WRX 125) - Ansaugen und filter (WRX 125)
12A Aspirazione e filtro aria (WRX 250) - Air box and filter (WRX 250) - Aspiration et filtre (WRX 250) - Ansaugen und filter (WRX 250)
13 Telaio - Frame assembly - Châssis - Rahmen
14 Sospensione anteriore (WRX 125) - Front fork assembly (WRX 125) - Suspension AV (WRX 125) - Teleskopgabel (WRX 125)
14A Sospensione anteriore (WRX 250) - Front fork assembly (WRX 250) - Suspension AV (WRX 250) - Teleskopgabel (WRX 250)
15 Forcellone e sospensione posteriore - Swing arm and rear suspension - Fourche, suspension AR - Gabel, Hint. Aufhängung
16 Manubrio e comandi - Handlebar and controls - Guidon et commandes - Lenker und SteUerorgane
17 Comando freno posteriore - Rear brake control - Commande frein AR - Hint Bremse
18 Carenature, parafanghi, sella - Fenders and chain guard - Carenature, garde-boues - Verkleidung, Koftlügel und sattel
19 Serbatoio carburante - Gas tank - Reservoir carburant - Kroftstoffbehälter
20 Scarico (WRX 125) - Exhaust system (WRX 125) - Tuyau d'échappement (WRX 125) - auspuffrohr (WRX 125)
20A Scarico (WRX 250) - Exhaust system (WRX 250) - Tuyau d'échappement (WRX 250) - auspuffrohr (WRX 250)
21 Ruota anteriore (WRX 125) - Front wheel (WRX 125) - Roue AV (WRX 125) - Vorterrad (WRX 125)
21A Ruota anteriore (WRX 250) - Front wheel (WRX 250) - Roue AV (WRX 250) - Vorterrad (WRX 250)
22 Ruota posteriore - Rear wheel - Roue AR - Hinterrad
23 Impianto elettrico - Electrical system - Equipment électrique - Elektrischen anlage
24 Attrezzi - Tools - Outilis - Ausrüstungsteile
25 Accessori - Accessories - Accessoires - Ausrüstung

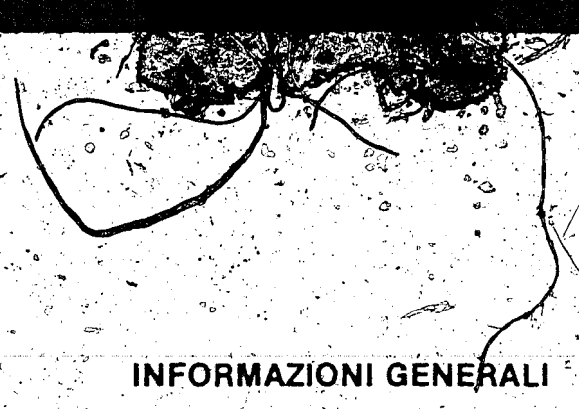

INFORMAZIONI GENERALI

Questo catalogo è stato preparato per richiedere con esattezza le parti di RICAMBIO dei motocicli **WRX 125 e WRX 250.**
Nelle ordinazioni indicare sempre e solamente:
1) il numero dei particolari seguito dalla descrizione;
2) il colore per i pezzi verniciati o comunque colorati;
3) il numero d'identificazione (matricola) del motociclo.
Le indicazioni di destra e sinistra si riferiscono ai due lati della macchina rispetto al guidatore seduto in sella.

GENERAL INFORMATION

This catalog has been prepared for your convenience when ORDERING PARTS for **WRX 125 and WRX 250** motorcycles.
The following instructions should be followed very carefully when ordering parts:
1) indicate part number and description;
2) indicate colour for painted parts;
3) indicate V.I.N. number.
Right side and left side indicated in this catalog are referred to rider seating on motorcycle.

INFORMATIONS GENERALES

Ce catalogue a été préparé pour faciliter le client dans sa commande de pièces de RECHANGE pour les motocyclettes **WRX 125 et WRX 250.**
Pour toute commande, indiquer toujours et soulements:
1) le numéro de la piece suivi de sa description;
2) la couleur des pièces peintes;
3) le numéro d'identification (matricule) de la motocyclette.
Les indications del droite e gauche se rapportent aux deux côtes de la motocyclette par rapport au conducteur assis sur la selle.

ALLGEMEINE INFORMATIONEN

Dieser Katalog wurde vorbereitet um die Möglichkeit zu geben, dass die ERSATZTEILE mit höchster Genauigkeit angefordet werdwn Können und zwar für das Motorrad **WRX 125 und WRX 250.**
1) den Auftägen ist immer und nur folgendes anzugeben;
2) die Farbe für die lakierten Teile;
3) die Herstellungsnummer des Motorrades.
Die Angaben für rechts und links beziehen sich auf die beiden Seiten des Motorrades und zwar so gesehen, wie es der Fahrer sieht, wenn er im Sattel sitzt.

Δ **WRX 125/250**
□ **WRX 125**
• **WRX 250**

Dati indicativi soggetti a modifiche senza impegno di preavviso.
All data are subject to modification without prior notice.
Données indicatif sujet au modifications sans obligation de préavis.
Änderungen vorbehalte.

I N° di matricola iniziali dei motocicli WRX 125 e WRX 250 sono rispettivamente 3H 064651 e 9H 001229.

Initial part numbers of the motorcycle WRX 125 and WRX 250 are 3H 064651 and 9H 001229 rispectively.

Les premiers nombres de matricule des motocyclettes WRX 125 et WRX 250 sont respectivement 3H 064651 et 9H 001229.

Die Nummer der Aufangsmatrikel vom Motorrad WRX 125 und WRX 250 sint 3H 064651 und 9H 001229.

D: Germania, Germany, Allemagne, Deutschland.
CH: Svizzera, Switzerland, Suisse, Schweizer.
F: Francia, France, France, Frankreich.
USA: Stati Uniti d'America, Unites States of America,
Etats Units d'Amérique - Vereinigte Staaten von Amerika

Emesso: APRILE 1983
Iussed: APRIL 1983
Imprimé: AVRIL 1983
Herausgegeben: APRIL 1983

INDICE NUMERICO PROGRESSIVO / NUMERICAL INDEX / INDEX NUMERIQUE / NUMMERNVERZEICHNIS

DISEGNO DRAWING DESSIN ZEICHNUNG	PAGINA PAGE PAGE SEITE	DISEGNO DRAWING DESSIN ZEICHNUNG	PAGINA PAGE PAGE SEITE	DISEGNO DRAWING DESSIN ZEICHNUG	PAGINA PAGE PAGE SEITE
1049/6	16	13332/30	15	24319	8-10
1199	32	13332/80	15	24838	16
1656	31	13332/100	15	24839	16
1659	37	13346	37-38	24840	16
1688	40	13419	40	24841/2	16
1911	35-36	14340	42	24841/3	16
2709	17-34-42	14668	23-33-35	24849	16
3170	13		36-38	24856	16
3760	33		40-45	24857	16
4103	18-20	14836	42	24858	16
4104	18-20	14868	9-17-23	24905	12
4551/10	12		29-33-40	24947	10
4553/60	12		42-44	24983	13
4646	25-27	15658	38	24984	13
5761/58	18-20	15992	16	25044	13
5893/2	24	16132	42	25082	16
5893/4	24	18048	33-42	25138	14
5893/6	24	18153	9-42	25304	39
5893/8	24	18648	37-38	25929	39
6208	42	19345	32	26134	16
6500/1	37	19620	10	26176	14
6513	32	19627	13	26322/05	23
6725/3	10	19789	15	26498	24
6925	32	19857	11	26548	17
7051	17	19965	8	26859	37
7380	41	20063	24	26884	8
7719	10	20156	34	27065	39
7898	34	20474	12	27103	16
7989/3	14	20682	5-7	27142	23
7989/5	14	21254	11	27143	23
7989/8	14	21375	16	27158	16
7989/10	14	21611	40	27463	37-38
8146	10	21700	35	27495	34
9032	41	21811	31-42	27521	5-7-38-39
9671	29	21812	31-42	27522	21-22
9695	30	21840	39	27589	10
10135	29	21903	40	27593	36
10660	34	21929	5-7	27649	37
10904/10	12	21954	25	27783/1	17
11276	4-6	21991	30	27910/4	20
11524	10	22271	23-30-33	27910/9	18
11794/3	5-7		43-44	27912/40	18
11794/4	5-7	22373	14	27912/50	20
11794/5	5-7	22375	12	27960	11
11794/6	5-7	22466	18-20	28713	24
12029	18-20	22551	12-40	28810	35-36
12030	18-20	22613	8	28960/03	8
12032/70	18-20	22846	43	29042	18-20
12033	18-20	22946	11	29058	38
12034	18-20	22961	37-40	29066	38
12041/172	18	22963	40	29074	5-7
12041/175	18	23108	8-11	29089	13
12041/178	18	23114	40	29116	25-27
12041/182	20	23158	17	29117	25-27
12041/185	20	23185	4	29452/258	18
12041/188	20	23736	14	29627	38
12045	19-20	23979	18-20	29634	39
12046	19-20	23981	18-20	29797	21-22-33
12048	19-20	23983	18-20	29806	33
12451	19-20	23985	18-20	29861	16
12723	32	23990	19-20	29862	16

INDICE NUMERICO PROGRESSIVO / NUMERICAL INDEX / INDEX NUMERIQUE / NUMMERNVERZEICHNIS

DISEGNO DRAWING DESSIN ZEICHNUNG	PAGINA PAGE PAGE SEITE	DISEGNO DRAWING DESSIN ZEICHNUNG	PAGINA PAGE PAGE SEITE	DISEGNO DRAWING DESSIN ZEICHNUG	PAGINA PAGE PAGE SEITE
29912	23-30	31128	25	31914	6
30045	23	31376	17	31970	4-6
30085	45	31381	13	31981	8-21
30229	33	31388	11	31992	21
30232	33-42	31457	41	32015	21
30343	31	31466	37	32034	21
30344	31	31467	37	32035	21
30412	34	31477	21	32037	21
30453	34	31478	33	32064	29
30462	30	31485	13	32065	29
30465	30	31492	41	32069/40	29
30466	30	31495	33	32069/50	29
30467	30	31497	33	32069/70	29
30468	30	31498	33	32069/100	29
30511	37	31597	42	32070/30	14-29
30560	45	31632	36	32070/70	29
30728	10	31632	36	32070/80	14
30762	30	31649	42	32070/100-120	14-29
30780	30	31658	42	32071	29
30793	14	31661	42	32106/6	23
30794	18-20	31663	42	32106/7	23
30808	36	31668	34	32106/8	23-24
30809	35-36	31679	14	32106/9	23
30819	31	31695	12	32106/10	23
30820	13	31696	12	32109	23
30837	34	31698	8	32110	23
30854	8	31706	42	32127	40
30856	4	31707	42	32140	8
30857	4	31717	10	32152	33
30869/5	4	31735	13	32157	25
30869/6	4	31739	13	32160	23
30869/8	4	31743	14	32161	23
30871	31	31748	10	32164	32
30872	31	31750	10	32175	11
30873	31	31752	11	32177	32
30874	31	31753	8	32180	32
30875	31	31754	8	32203	12
30876	31	31757	8	32204	12
30877	31	31761	12	32205	12
30878	31	31762	12	32217	17
30881	31	31763	12	32223	40
30882	31	31764	12	32224	40
30883	31	31765	12	32288	33
30884	31	31768	14-15	32299	33
30885	31	31771	14	32319	8-9
30886	31	31772	14	32335	37
30887	31	31773	14	32337	37
30888	31	31774	16	32338	37
30889	31	31776	16	32339	37
30890	31	31777	16	32342	37
30908	17	31795	12	32344	37
30942	34	31803	10	32345	37
30943	34	31813	13	32347	37
30967	10	31814	13	32354	32
31055	34	31817	11	32389	10
31060	34	31819	11	32390	11
31062	34	31827	4-6	32441	40
31089	25	31830	13	32468	38
31106	25	31854	35-36	32477	31
31107	25	31893	34	32478	8
31113	26	31913	4	32479	8

INDICE NUMERICO PROGRESSIVO / NUMERICAL INDEX / INDEX NUMERIQUE / NUMMERNVERZEICHNIS

DISEGNO DRAWING DESSIN ZEICHNUNG	PAGINA PAGE PAGE SEITE	DISEGNO DRAWING DESSIN ZEICHNUNG	PAGINA PAGE PAGE SEITE	DISEGNO DRAWING DESSIN ZEICHNUG	PAGINA PAGE PAGE SEITE
32481	8	32934	37	33469	29
32485	10	32939	42	33470	29
32504	25	32940	42	33473	29
32506	25	32961	31	33479	34
32507	25	32962	31	33507	41
32508	25	32963	31	33527	32
32513	25	32986	34	33536	34
32514	25	32987	34	33556	38
32516	25	33001	33	33564	42
32518	26	33014	16	33574	8
32519	26	33044	35	33591	34
32520	26	33047	3	33607	40
32521	26	33048	3	33609	40
32522	26	33054	3	33629	8
32523	26	33055	3	33630	8
32525	26	33061	33	33706	9
32526	26	33099	43	33727	13
32527	26	33100	43	33751	22
32528	26	33101	42	33752	37
32530	26	33102	43	33753	37
32531	21-22	33103	31	33755	21
32540	25	33104	31	33766	25
32541	25	33106	42	33767	25
32542	25	33110	25-28	33768	25
32543	25	33115	42	33769	25
32551	36	33116	43	33770	25
32620	16	33123	31	33771	25
32637	32	33136	4	33772	25
32746	41	33140	4	33774	25
32758	37-38	33143	10	33781	13
32759	40	33153	8	33782	40
32764	23	33154	5-7	33786	37
32765	23	33166	3	33791	37
32835	40	33177	23	33793	37
32836	40	33183	21	33895	5-7
32837	40	33184	30	33951	44
32838	40	33208	29	33993	23
32839	40	33211	18-20	34035	16
32841	40	33238	8	34039	26
32843	40	33246	8	34055	23
32845	41	33298	42	34057	42
32846	41	33303	15	34058	43
32847	41	33305	26	34062	43
32848	41	33311	10	34063	43
32849	41	33312	10	34111	40
32850	41	33313	10	34128/10	18
32853	18-20	33316	40	34128/14	20
32854	18-20	33324	12	34139	35
32855	18-20	33325	12	34160	11
32859	19-20	33336	14	34168	4-6
32860	18-20	33390	17	34223	44
32861	19-20	33394	41	34224	44
32866	19	33396	41	34338	30
32867	18-20	33398	41	34355/1	4
32899	34	33417	41	34355/2	4
32905	30	33418	41	34355/3	4
32908	23	33424	14	34355/4	4
32917	14	33425	14	34356	4
32924	14	33426	14	34358	4-6
32925	14	33427	14	34367	3
32927	14	33468	29	34401	43

INDICE NUMERICO PROGRESSIVO / NUMERICAL INDEX / INDEX NUMERIQUE / NUMMERNVERZEICHNIS

DISEGNO DRAWING DESSIN ZEICHNUNG	PAGINA PAGE PAGE SEITE	DISEGNO DRAWING DESSIN ZEICHNUNG	PAGINA PAGE PAGE SEITE	DISEGNO DRAWING DESSIN ZEICHNUG	PAGINA PAGE PAGE SEITE
34444	29	35537	45	36456	27
34449	11	35538	45	36457	9
34574	40	35539	45	36458	40
34575	40	35541	45	36466	38
34576	40	35543	45	36467	38
34604	8	35547	27	36468	27-38
34623	4	35592	38	36475	22
34691	25	35595	38	36476	22
34750	31	35599	38	36500	18-20
34796	34	35600	38	36552	30
34888	9-27	35603	38	36553	30
34968	13	35605	38	36554	30
34990	9	35606	38	36555	30
35045	11	35607	38	36556	30
35049	10	35674	39	36557	29
35052	6	35675	39	36580	33
35072	39	35676	39	36589	10
35078	39	35677	38	36653	11
35095	29	36121	38	36729	7
35100	10	36124	38	36820	14
35104	8	36126	38	36821	14
35105	31	36138	6	36823	14
35106	13	36145	38	36824	14
35109	13	36151	33	36825	14
35119	16	36152	33	36826	14
35127	6	36153	33	36827	14
35128	6	36154	33	36852	4
35136	11	36155	34	36884	11
35168	6	36156	34	36933	27
35170	6	36162	9	36935	27
35172/5	6	36163	39	36936	27
35172/8	6	36164	39	36937	27
35172/10	6	36176	43	36938	27
35173	6	36217	30	36939	27
35187	10	36226	38	36940	27
35188	13	36229	13	36941	27
35194	36	36235	33	36942	27
35209	23	36236	29	36943	27
35210	31	36239	38	36946	27
35236	30	36260	24	36947	27
35237	30	36263	38	36948	27
35248	9	36268	39	36949	27
35252	42	36269	39	36950	27
35254	44	36284	40	36951	27
35260	5	36285	40	36953	27
35262	25	36293	18	36954	27
35273	25	36294	20	36955	27
35275	31	36325	35	36956	27
35276	42	36326	35-36	36957	27
35291	29	36327	35	36959	27
35307	17	36337	35	36960	27
35340	4	36338	4	36961	27
35399	42	36341	42	36962	27
35407	5-7	36357	10	36963	28
35408	4-6	36372	35	36966	28
35453	40	36379	12	36967	28
35515	23	36423	7	36968	28
35517	23	36439	5	36969	28
35518	24	36440	10	36970	28
35522	42	36441	14	36971	28
35536	45	36443	10	36972	28

INDICE NUMERICO PROGRESSIVO / NUMERICAL INDEX / INDEX NUMERIQUE / NUMMERNVERZEICHNIS

DISEGNO DRAWING DESSIN ZEICHNUNG	PAGINA PAGE PAGE SEITE
36973	28
36974	28
36975	28
36978	28
36979	28
36980	28
36981	27
36984	24
36987	8
36988	6
36995	6
37077	14
37198	10
37227	14
37228	15
37251	5-7
37253	14
37254	14
37319	17
37320	17
37333	5
37341	21
37345	34
37346	33
37349	30
37375	6
37377/1	6
37377/2	6
37377/3	6
37377/4	6
37591	30
37592	30
37757	7
37764	10
37954	34
38081	33
38110/3	15
38110/8	15
38110/9	15
38110/10	15
38110/11	15
38212	36
38222	23
38240	36
38241	36
38242	36
38257	34
38258	34
38259	34
38260	44
38361	44
38504	34
38596	39
38598	42
38643	39
38644	23
38750	41
38842	45
38844	45
38846	38
38848	38
38969	37
38970	37
39032	11
39466	8
YA 2288	3
N1077-G22	10-29
N1078-G22	30-33-43
N1079-G22	17-29-32
	33-44
N1080-G22	33-42
N1081-G22	12-13-16
	37-42
N1082-G22	42
N1083-G22	21-22
	33-41
N1085-G22	9-42
N1087-G22	29-33
N1089-G22	9-22
	25-29
N1093-G22	30
N1096-G22	23
N1137-G22	24-35-36
N1140-G22	23-33-35
N1142-G22	12-33
N1144-G22	37-40
	45
N1146-G22	23-40
N1152-G22	29
N1154-G22	23
N1156-G22	23
N1158-G22	23
N1162-G22	23
N1210-G22	37
N1218-G22	25
N1537-G22	10
N2482-G22	15
N2509-G22	4-6-39
N2510-G22	11-8
N2511-G22	8
N2512-G22	11
N2513-G22	40
N2515-G22	10
N2519-G22	10
N2523-G22	8
N2556-G22	28
N2557-G22	25
N2558-G22	27
N2559-G22	25-27
N2562-G22	27
N2613-G22	25
N2899-G22	17
N2900-G22	36
N2902-G22	31
N2920-G22	35
N2926-G22	25
N3260-G22	31
N3481-G22	21
N3834-G22	16
N7335-G22	5-7-11
N7558-G22	17
N15008-G22	4-6
N15033-G22	32
N15035-G22	41
N15055-G22	41
N15064-G22	23
N15066-G22	11-37
N15095-G22	6
N15191-G22	21
N15192-G22	36
N15193-G22	21-22-29
	34
N15195-G22	27-30
N15197-G22	25-27-37
N15213-G22	29
N15502-G22	17-21
N15503-G22	15-17-35
N15504-G22	4-6-11-25
	29-30-32-33
	38-42-44
N15506-G22	23-27
	30-37-38
	40-45
N15507-G22	37
N15533-G22	5-7
N15535-G22	15-35
N15536-G22	29-33-38-43
N15538-G22	24-29-35-36
N15549-G22	21-22-33
N15580-	11
N15587	10
N15599	11
N15766-G22	17
N15776-G22	17
N20067-G22	32
N21002	17
N21007	13
N21196-G22	29
N21203-G22	16
N21204-G0	12
N21206-G0	12
N21261-G0	11
N21266-G2	37
N21269-G2	40
N21270-G2	41
N21272-G0	10
N21312-G0	32
N21507	12
N21546	14
N23029	9
N29004	37-38
N29005	40